

Fourth Quarter 2012

Vol. 10, No. 4



Louisiana Office of Public Health
STD/HIV Program

DeAnn Gruber, PhD, LCSW
STD/HIV Program Manager

Debbie Wendell, PhD, MPH
Data Management/Analysis Manager

Jessica Fridge, MSPH
Surveillance Program Manager

Editor/Production:
Demerial Banks

Data Management/Analysis and Surveillance:
Demerial Banks, MPH, Surveillance Epidemiologist
Tania Bechtel, Data Manager
Joseph Foxhood, BA, OPH IT Project Manager
George Stephens, Information Systems Administrator
Josette Russell, Data Entry Specialist
William T. Robinson, Ph.D., Biostatistician
Rashad Arcement, MSPH, Incidence & Resistance Coordinator

Field Epidemiologists:
Betsy Shepard, PAC, MPH, Epidemiologist Supervisor

James Hubbard
Connie Gordon

Region 1
Regions 1, 3

Cheryl Edney, BS MT(ASCP)
Gayle Norris, MA
Gale Terry, LPN

Regions 4, 5, 6
Regions 7, 8
Regions 2, 9

TABLE OF CONTENTS

Contents	Page
Surveillance Summary	1
Louisiana: Persons Living with HIV/AIDS	2
Persons Living with AIDS	3
Persons newly diagnosed with HIV/AIDS	4
Parish: Persons Living with HIV/AIDS	5
Persons Living with AIDS	6
Metro New Orleans: Persons Living with HIV/AIDS	7
Persons Living with AIDS	8
Persons newly diagnosed with HIV/AIDS	9
Metro Baton Rouge: Persons Living with HIV/AIDS	10
Persons Living with AIDS	11
Persons newly diagnosed with HIV/AIDS	12
Region 1: Persons Living with HIV/AIDS	13
Persons Living with AIDS	14
Persons newly diagnosed with HIV/AIDS	15
Region 2: Persons Living with HIV/AIDS	16
Persons Living with AIDS	17
Persons newly diagnosed with HIV/AIDS	18
Region 3: Persons Living with HIV/AIDS	19
Persons Living with AIDS	20
Persons newly diagnosed with HIV/AIDS	21
Region 4: Persons Living with HIV/AIDS	22
Persons Living with AIDS	23
Persons newly diagnosed with HIV/AIDS	24
Region 5: Persons Living with HIV/AIDS	25
Persons Living with AIDS	26
Persons newly diagnosed with HIV/AIDS	27
Region 6: Persons Living with HIV/AIDS	28
Persons Living with AIDS	29
Persons newly diagnosed with HIV/AIDS	30
Region 7: Persons Living with HIV/AIDS	31
Persons Living with AIDS	32
Persons newly diagnosed with HIV/AIDS	33
Region 8: Persons Living with HIV/AIDS	34
Persons Living with AIDS	35
Persons newly diagnosed with HIV/AIDS	36
Region 9: Persons Living with HIV/AIDS	37
Persons Living with AIDS	38
Persons newly diagnosed with HIV/AIDS	39
List of Figures	
Louisiana: 10-Year Trends New HIV and New AIDS Diagnoses (2002-2011)	40
New HIV Diagnoses	
New AIDS Diagnoses	
Louisiana: 10-Year Persons Living with HIV/AIDS Trends (2002-2011)	41
Persons Living with HIV/AIDS	
Persons Living with AIDS	

Surveillance Summary

Data in this report includes cases diagnosed with HIV/AIDS and reported as of December 31, 2012¹.

- Nationally, Louisiana ranked **4th** highest in AIDS case rates and **11th** in the number of AIDS cases diagnosed in 2010, according to the *CDC 2010 HIV Surveillance Report (Vol. 22)*. The 2011 CDC report will be released in the Spring of 2013.
- Baton Rouge ranked **1st** for AIDS case rates among the largest metropolitan areas in the U.S. in 2010; New Orleans ranked **5th**.
- A total of **18,864** persons are living with HIV/AIDS in Louisiana; of these individuals, **10,380** persons (55%) have an AIDS diagnosis.
- Among women living with HIV/AIDS, the predominant known mode of transmission is high-risk heterosexual contact followed by injection drug use. Among men living with HIV/AIDS, the predominant mode of transmission is men who have sex with men followed by injection drug use.
- The primary risk factor for new HIV diagnoses in Louisiana is men who have sex with men (MSM). In 2011, of the persons who reported a risk factor, **59%** reported being MSM, and an additional **2%** reported being MSM and an injection drug user (IDU). As of December 31, 2012, **50%** of all people living with HIV infection in Louisiana were MSM.
- In 2011, **1,247** new HIV cases were diagnosed in Louisiana. Of these cases, **34%** (n=421) occurred in Region 1 (New Orleans) and **24%** (n=298) occurred in Region 2 (Baton Rouge).
- In 2011, **787** new AIDS cases were diagnosed in Louisiana. Of these cases, **33%** (n=259) occurred in Region 1 (New Orleans) and **28%** (n=219) occurred in Region 2 (Baton Rouge).
- In Louisiana, **30%** of new HIV cases and **28%** of new AIDS cases are among women.
- HIV continues to disproportionately affect African Americans in Louisiana. In 2011, **74%** of newly diagnosed HIV cases and **76%** of newly diagnosed AIDS cases were among African Americans.
- A large percentage of new diagnoses occurred among adolescents and young adults. In 2011, **26%** of all new HIV diagnoses occurred among persons 13-24 years old and an additional **30%** occurred among persons 25-34 years old.
- As of December 31, 2012, a cumulative total of **33,189** HIV/AIDS cases have been reported in Louisiana, including **336** pediatric cases.
- The cumulative number of deaths among persons diagnosed with HIV/AIDS, reported to the Louisiana Office of Public Health through December 31, 2012, is **14,112** including **111** deaths among pediatric cases.

¹Please note: This report reflects only information reported to Louisiana's HIV/AIDS surveillance system.

Persons Living with HIV/AIDS
Louisiana
as of December 31, 2012

- **33,189** cumulative cases have been detected in Louisiana, including **336** pediatric cases.
- **14,112** cumulative deaths among persons with HIV/AIDS have occurred in Louisiana, including **111** pediatric deaths.
- **18,864** persons are currently living with HIV/AIDS in Louisiana.
 Persons living with HIV: **8,484**
 Persons living with AIDS: **10,380**

Gender

	Cases	Percent
Women	5,659	30 %
Men	13,205	70 %
Total	18,864	100 %

Age Category

Current Age	Cases	Percent
0 - 12	77	<1 %
13 - 19	189	1 %
20 - 24	926	5 %
25 - 29	1,591	8 %
30 - 34	2,089	11 %
35 - 39	2,202	12 %
40 - 44	2,493	13 %
45 - 49	2,971	16 %
50 - 54	2,762	15 %
55 - 59	1,903	10 %
60+	1,661	9 %
Total	18,864	100 %

Race/Ethnicity

	Men	Women	Total	Percent
Black, Non-Hispanic	8,213	4,685	12,898	68 %
White, Non-Hispanic	4,247	790	5,037	27 %
Hispanic	581	135	716	4 %
Asian/Pacific Islander	53	12	65	<1 %
American Indian	24	6	30	<1 %
Unknown	9	3	12	<1 %
Multi-race	78	28	106	1 %
Total	13,205	5,659	18,864	100 %

Exposure Category

Cases with a reported risk:	Men	Women	Total	Percent
Men who have sex with men	6,280	0	6,280	50 %
Injection drug use	1,130	671	1,801	14 %
Men who have sex with men and inject drugs	824	0	824	7 %
Heterosexual contact	1,085	2,247	3,332	27 %
Transfusion/Hemophilia	49	32	81	1 %
Confirmed Other	0	1	1	<1 %
Perinatal	97	103	200	2 %
Total	9,465	3,054	12,519	100 %
<i>No Identified Risk</i>	<i>3,740</i>	<i>2,605</i>	<i>6,345</i>	

Persons Living with AIDS
Louisiana
as of December 31, 2012

- **22,513** cumulative AIDS cases have been diagnosed in Louisiana, including **179** pediatric cases.
- **10,380** persons are currently living with AIDS in Louisiana.

Gender

	Cases	Percent
Women	2,909	28 %
Men	7,471	72 %
Total	10,380	100 %

Age Category

Current Age	Cases	Percent
0 - 12	13	<1 %
13 - 19	68	1 %
20 - 24	262	3 %
25 - 29	567	5 %
30 - 34	927	9 %
35 - 39	1,184	11 %
40 - 44	1,442	14 %
45 - 49	1,858	18 %
50 - 54	1,744	17 %
55 - 59	1,234	12 %
60+	1,081	10 %
Total	10,380	100 %

Race/Ethnicity

	Men	Women	Total	Percent
Black, Non-Hispanic	4,683	2,435	7,118	69 %
White, Non-Hispanic	2,408	369	2,777	27 %
Hispanic	299	85	384	4 %
Asian/Pacific	23	5	28	<1 %
American Indian	11	2	13	<1 %
Multi-race	47	13	60	1 %
Total	7,471	2,909	10,380	100 %

Exposure Category**Cases with a reported risk:**

	Men	Women	Total	Percent
Men who have sex with men	3,449	0	3,449	48 %
Injection drug use	783	384	1,167	16 %
Men who have sex with men and inject drugs	572	0	572	8 %
Heterosexual contact	657	1,198	1,855	26 %
Transfusion/Hemophilia	35	22	57	1 %
Perinatal	39	46	85	1 %
Total	5,535	1,650	7,185	100 %

No Identified Risk

<i>1,936</i>	<i>1,259</i>	<i>3,195</i>
--------------	--------------	--------------

**Persons Newly Diagnosed with HIV/AIDS
Louisiana**

HIV CASES DIAGNOSED January - December 2011

• **1,247** persons were newly diagnosed with HIV in Louisiana.

Gender	Cases	Percent	Race/Ethnicity	Cases	Percent
Men	878	70 %	Black, Non-Hispanic	922	74 %
Women	369	30 %	White, Non-Hispanic	239	19 %
Total	1,247	100 %	Hispanic	73	6 %
			Asian/Pacific Islander	3	<1 %
			American Indian	3	<1 %
			Unknown	2	<1 %
			Multi-race	5	<1 %
			Total	1,247	100 %

Age at Detection	Cases	Percent	Cases with a reported risk:	Cases	Percent
0 - 12	4	<1 %	Men who have sex with men	482	59 %
13 - 24	319	26 %	Injection drug use	63	8 %
25 - 34	369	30 %	Men who have sex with men and inject drugs	16	2 %
35 - 44	237	19 %	Heterosexual contact	252	31 %
45+	318	26 %	Perinatal	5	1 %
Total	1,247	100 %	Total	818	100 %
			<i>No Identified Risk</i>	<i>429</i>	

AIDS CASES DIAGNOSED January - December 2011

• **787** persons were newly diagnosed with AIDS in Louisiana.

Gender	Cases	Percent	Race/Ethnicity	Cases	Percent
Men	563	72 %	Black, Non-Hispanic	599	76 %
Women	224	28 %	White, Non-Hispanic	153	19 %
Total	787	100 %	Hispanic	31	4 %
			Asian/Pacific Islander	1	<1 %
			Multi-race	3	<1 %
			Total	787	100 %

Age at Diagnosis	Cases	Percent	Cases with a reported risk:	Cases	Percent
0 - 12	1	<1 %	Men who have sex with men	262	53 %
13 - 24	82	10 %	Injection drug use	77	15 %
25 - 34	219	28 %	Men who have sex with men and inject drugs	9	2 %
35 - 44	212	27 %	Heterosexual contact	142	29 %
45+	273	35 %	Perinatal	8	2 %
Total	787	100 %	Total	498	100 %
			<i>No Identified Risk</i>	<i>289</i>	

**Persons Living with HIV/AIDS by Parish
as of December 31, 2012**

Fourth Quarter 2012

<u>Parish</u>	<u>Living Cases</u>	<u>Parish</u>	<u>Living Cases</u>
Acadia	99	Sabine	22
Allen	237	St. Bernard	148
Ascension	200	St. Charles	99
Assumption	24	St. Helena	22
Avoyelles	141	St. James	64
Beauregard	50	St. John the Baptist	165
Bienville	28	St. Landry	269
Bossier	168	St. Martin	114
Caddo	1,002	St. Mary	81
Calcasieu	652	St. Tammany	398
Caldwell	17	Tangipahoa	349
Cameron	4	Tensas	36
Catahoula	29	Terrebonne	197
Claiborne	65	Union	37
Concordia	46	Vermilion	94
De Soto	59	Vernon	61
East Baton Rouge	3,707	Washington	182
East Carroll	33	Webster	60
East Feliciana	160	West Baton Rouge	95
Evangeline	79	West Carroll	15
Franklin	35	West Feliciana	148
Grant	31	Winn	50
Iberia	115		
Iberville	443		
Jackson	29		
Jefferson	1,741		
Jefferson Davis	59		
La Salle	32		
Lafayette	683		
Lafourche	125		
Lincoln	87		
Livingston	177		
Madison	38		
Morehouse	62		
Natchitoches	121		
Orleans	4,428		
Ouachita	576		
Plaquemines	34		
Pointe Coupee	55		
Rapides	430		
Red River	10		
Richland	45		
		Total	18,864

**Persons Living with AIDS by Parish
as of December 31, 2012**

Fourth Quarter 2012

<u>Parish</u>	<u>Living Cases</u>	<u>Parish</u>	<u>Living Cases</u>
Acadia	56	Sabine	16
Allen	123	St. Bernard	88
Ascension	103	St. Charles	47
Assumption	12	St. Helena	13
Avoyelles	75	St. James	35
Beauregard	32	St. John the Baptist	92
Bienville	13	St. Landry	155
Bossier	86	St. Martin	67
Caddo	529	St. Mary	50
Calcasieu	380	St. Tammany	225
Caldwell	9	Tangipahoa	195
Cameron	3	Tensas	17
Catahoula	17	Terrebonne	116
Claiborne	38	Union	27
Concordia	27	Vermilion	56
De Soto	35	Vernon	28
East Baton Rouge	2,041	Washington	96
East Carroll	20	Webster	23
East Feliciana	90	West Baton Rouge	58
Evangeline	44	West Carroll	7
Franklin	12	West Feliciana	95
Grant	17	Winn	29
Iberia	67		
Iberville	260		
Jackson	19		
Jefferson	964		
Jefferson Davis	34		
La Salle	13		
Lafayette	355		
Lafourche	78		
Lincoln	44		
Livingston	100		
Madison	19		
Morehouse	34		
Natchitoches	60		
Orleans	2,420		
Ouachita	310		
Plaquemines	23		
Pointe Coupee	34		
Rapides	215		
Red River	8		
Richland	26		
		Total	10,380

**Persons Living with HIV/AIDS
Metro New Orleans
as of December 31, 2012**

Jefferson, Orleans, St. Tammany, St. John the Baptist, Plaquemines, St. Bernard, St. James, St. Charles Parishes

- **15,434** cumulative cases have been detected in the New Orleans MSA, including **161** pediatric cases.
- **6,660** cumulative deaths among persons with HIV/AIDS have occurred in the New Orleans MSA, including **54** pediatric deaths
- **7,077** persons are currently living with HIV/AIDS in the New Orleans MSA.
Persons living with HIV: **3,183**
Persons living with AIDS: **3,894**

Gender

	Cases	Percent
Women	1,882	27 %
Men	5,195	73 %
Total	7,077	100 %

Age Category

Current Age	Cases	Percent
0 - 12	29	<1 %
13 - 19	60	1 %
20 - 24	322	5 %
25 - 29	585	8 %
30 - 34	737	10 %
35 - 39	760	11 %
40 - 44	907	13 %
45 - 49	1,141	16 %
50 - 54	1,048	15 %
55 - 59	755	11 %
60+	733	10 %
Total	7,077	100 %

Race/Ethnicity

	Men	Women	Total	Percent
Black, Non-Hispanic	2,840	1,539	4,379	62 %
White, Non-Hispanic	1,989	232	2,221	31 %
Hispanic	300	95	395	6 %
Asian/Pacific Islander	27	6	33	<1 %
American Indian	7	0	7	<1 %
Unknown	4	2	6	<1 %
Multi-race	28	8	36	1 %
Total	5,195	1,882	7,077	100 %

Exposure Category

Cases with a reported risk:	Men	Women	Total	Percent
Men who have sex with men	2,751	0	2,751	58 %
Injection drug use	339	208	547	11 %
Men who have sex with men and inject drugs	286	0	286	6 %
Heterosexual contact	344	730	1,074	23 %
Transfusion/Hemophilia	18	15	33	1 %
Perinatal	32	42	74	2 %
Total	3,770	995	4,765	100 %
<i>No Identified Risk</i>	<i>1,425</i>	<i>887</i>	<i>2,312</i>	

**Persons Living with AIDS
Metro New Orleans
as of December 31, 2012**

Jefferson, Orleans, St. Tammany, St. John the Baptist, Plaquemines, St. Bernard, St. James, St. Charles Parishes

• **10,595** cumulative AIDS cases have been diagnosed in the New Orleans MSA, including **84** pediatric cases.

• **3,894** persons are currently living with AIDS in the New Orleans MSA.

Gender

	Cases	Percent
Women	990	25 %
Men	2,904	75 %
Total	3,894	100 %

Age Category

Current Age	Cases	Percent
0 - 12	5	<1 %
13 - 19	22	1 %
20 - 24	93	2 %
25 - 29	190	5 %
30 - 34	318	8 %
35 - 39	403	10 %
40 - 44	526	14 %
45 - 49	701	18 %
50 - 54	674	17 %
55 - 59	490	13 %
60+	472	12 %
Total	3,894	100 %

Race/Ethnicity

	Men	Women	Total	Percent
Black, Non-Hispanic	1,596	817	2,413	62 %
White, Non-Hispanic	1,108	101	1,209	31 %
Hispanic	167	65	232	6 %
Asian/Pacific Islander	12	3	15	<1 %
American Indian	2	0	2	<1 %
Multi-race	19	4	23	1 %
Total	2,904	990	3,894	100 %

Exposure Category

Cases with a reported risk:	Men	Women	Total	Percent
Men who have sex with men	1,516	0	1,516	55 %
Injection drug use	220	118	338	12 %
Men who have sex with men and inject drugs	197	0	197	7 %
Heterosexual contact	218	409	627	23 %
Transfusion/Hemophilia	12	10	22	1 %
Perinatal	13	19	32	1 %
Total	2,176	556	2,732	100 %

<i>No Identified Risk</i>	<i>728</i>	<i>434</i>	<i>1,162</i>	
---------------------------	------------	------------	--------------	--

**Persons Newly Diagnosed with HIV/AIDS
Metro New Orleans**

Jefferson, Orleans, St. Tammany, St. John the Baptist, Plaquemines, St. Bernard, St. James, St. Charles Parishes

HIV CASES DIAGNOSED January - December 2011

- 468 persons were newly diagnosed with HIV in the New Orleans MSA.

<u>Gender</u>	<u>Cases</u>	<u>Percent</u>	<u>Race/Ethnicity</u>	<u>Cases</u>	<u>Percent</u>
Men	354	76 %	Black, Non-Hispanic	326	70 %
Women	114	24 %	White, Non-Hispanic	103	22 %
Total	468	100 %	Hispanic	38	8 %
			Multi-race	1	<1 %
			Total	468	100 %

<u>Age at Detection</u>	<u>Cases</u>	<u>Percent</u>	<u>Cases with a reported risk:</u>	<u>Cases</u>	<u>Percent</u>
0 - 12	2	<1 %	Men who have sex with men	198	63 %
13 - 24	107	23 %	Injection drug use	29	9 %
25 - 34	143	31 %	Men who have sex with men and inject drugs	7	2 %
35 - 44	82	18 %	Heterosexual contact	79	25 %
45+	134	29 %	Perinatal	3	1 %
Total	468	100 %	Total	316	100 %

No Identified Risk 152

AIDS CASES DIAGNOSED January - December 2011

- 286 persons were newly diagnosed with AIDS in the New Orleans MSA.

<u>Gender</u>	<u>Cases</u>	<u>Percent</u>	<u>Race/Ethnicity</u>	<u>Cases</u>	<u>Percent</u>
Men	207	72 %	Black, Non-Hispanic	198	69 %
Women	79	28 %	White, Non-Hispanic	71	25 %
Total	286	100 %	Hispanic	16	6 %
			Multi-race	1	<1 %
			Total	286	100 %

<u>Age at Diagnosis</u>	<u>Cases</u>	<u>Percent</u>	<u>Cases with a reported risk:</u>	<u>Cases</u>	<u>Percent</u>
13 - 24	25	9 %	Men who have sex with men	106	61 %
25 - 34	77	27 %	Injection drug use	23	13 %
35 - 44	72	25 %	Men who have sex with men and inject drugs	5	3 %
45+	112	39 %	Heterosexual contact	39	22 %
Total	286	100 %	Perinatal	2	1 %
			Total	175	100 %

No Identified Risk 111

Persons Living with HIV/AIDS
Metro Baton Rouge
as of December 31, 2012

Ascension, East Baton Rouge, East Feliciana, Iberville, Livingston, Pointe Coupee, St. Helena, West Baton Rouge, West Feliciana Parishes

- **7,609** cumulative cases have been detected in the Baton Rouge MSA, including **76** pediatric cases.
- **3,190** cumulative deaths among persons with HIV/AIDS have occurred in the Baton Rouge MSA, including **19** pediatric deaths
- **5,007** persons are currently living with HIV/AIDS in the Baton Rouge MSA.
 Persons living with HIV: **2,213**
 Persons living with AIDS: **2,794**

Gender

	Cases	Percent
Women	1,835	37 %
Men	3,172	63 %
Total	5,007	100 %

Age Category

Current Age	Cases	Percent
0 - 12	25	<1 %
13 - 19	57	1 %
20 - 24	242	5 %
25 - 29	450	9 %
30 - 34	596	12 %
35 - 39	651	13 %
40 - 44	708	14 %
45 - 49	707	14 %
50 - 54	695	14 %
55 - 59	454	9 %
60+	422	8 %
Total	5,007	100 %

Race/Ethnicity

	Men	Women	Total	Percent
Black, Non-Hispanic	2,454	1,650	4,104	82 %
White, Non-Hispanic	643	163	806	16 %
Hispanic	50	13	63	1 %
Asian/Pacific Islander	8	2	10	<1 %
American Indian	2	1	3	<1 %
Unknown	0	1	1	<1 %
Multi-race	15	5	20	<1 %
Total	3,172	1,835	5,007	100 %

Exposure Category

Cases with a reported risk:	Men	Women	Total	Percent
Men who have sex with men	1,198	0	1,198	39 %
Injection drug use	403	242	645	21 %
Men who have sex with men and inject drugs	207	0	207	7 %
Heterosexual contact	318	653	971	31 %
Transfusion/Hemophilia	7	9	16	1 %
Perinatal	31	27	58	2 %
Total	2,164	931	3,095	100 %
<i>No Identified Risk</i>	<i>1,008</i>	<i>904</i>	<i>1,912</i>	

**Persons Living with AIDS
Metro Baton Rouge
as of December 31, 2012**

Ascension, East Baton Rouge, East Feliciana, Iberville, Livingston, Pointe Coupee, St. Helena, West Baton Rouge, West Feliciana Parishes

- **5,160** cumulative AIDS cases have been diagnosed in the Baton Rouge MSA, including **33** pediatric cases.
- **2,794** persons are currently living with AIDS in the Baton Rouge MSA.

Gender

	Cases	Percent
Women	949	34 %
Men	1,845	66 %
Total	2,794	100 %

Age Category

Current Age	Cases	Percent
0 - 12	3	<1 %
13 - 19	20	1 %
20 - 24	71	3 %
25 - 29	172	6 %
30 - 34	272	10 %
35 - 39	353	13 %
40 - 44	424	15 %
45 - 49	458	16 %
50 - 54	443	16 %
55 - 59	298	11 %
60+	280	10 %
Total	2,794	100 %

Race/Ethnicity

	Men	Women	Total	Percent
Black, Non-Hispanic	1,447	864	2,311	83 %
White, Non-Hispanic	359	76	435	16 %
Hispanic	25	8	33	1 %
Asian/Pacific Islander	3	0	3	<1 %
American Indian	2	0	2	<1 %
Multi-race	9	1	10	<1 %
Total	1,845	949	2,794	100 %

Exposure Category

Cases with a reported risk:	Men	Women	Total	Percent
Men who have sex with men	656	0	656	36 %
Injection drug use	311	144	455	25 %
Men who have sex with men and inject drugs	149	0	149	8 %
Heterosexual contact	183	349	532	29 %
Transfusion/Hemophilia	5	7	12	1 %
Perinatal	10	8	18	1 %
Total	1,314	508	1,822	100 %
<i>No Identified Risk</i>	<i>531</i>	<i>441</i>	<i>972</i>	

**Persons Newly Diagnosed with HIV/AIDS
Metro Baton Rouge**

Ascension, East Baton Rouge, East Feliciana, Iberville, Livingston, Pointe Coupee, St. Helena, West Baton Rouge, West Feliciana Parishes

HIV CASES DIAGNOSED January - December 2011

- 311 persons were newly diagnosed with HIV in the Baton Rouge MSA.

<u>Gender</u>	<u>Cases</u>	<u>Percent</u>	<u>Race/Ethnicity</u>	<u>Cases</u>	<u>Percent</u>
Men	195	63 %	Black, Non-Hispanic	265	85 %
Women	116	37 %	White, Non-Hispanic	40	13 %
Total	311	100 %	Hispanic	3	1 %
			Asian/Pacific Islander	1	<1 %
			American Indian	1	<1 %
			Multi-race	1	<1 %
			Total	311	100 %

<u>Age at Detection</u>	<u>Cases</u>	<u>Percent</u>	<u>Cases with a reported risk:</u>	<u>Cases</u>	<u>Percent</u>
13 - 24	84	27 %	Men who have sex with men	92	51 %
25 - 34	94	30 %	Injection drug use	15	8 %
35 - 44	63	20 %	Men who have sex with men and inject drugs	3	2 %
45+	70	23 %	Heterosexual contact	71	39 %
Total	311	100 %	Total	181	100 %
			<i>No Identified Risk</i>	<i>130</i>	

AIDS CASES DIAGNOSED January - December 2011

- 228 persons were newly diagnosed with AIDS in the Baton Rouge MSA.

<u>Gender</u>	<u>Cases</u>	<u>Percent</u>	<u>Race/Ethnicity</u>	<u>Cases</u>	<u>Percent</u>
Men	154	68 %	Black, Non-Hispanic	205	90 %
Women	74	32 %	White, Non-Hispanic	19	8 %
Total	228	100 %	Hispanic	2	1 %
			Asian/Pacific Islander	1	<1 %
			Multi-race	1	<1 %
			Total	228	100 %

<u>Age at Diagnosis</u>	<u>Cases</u>	<u>Percent</u>	<u>Cases with a reported risk:</u>	<u>Cases</u>	<u>Percent</u>
13 - 24	23	10 %	Men who have sex with men	54	38 %
25 - 34	64	28 %	Injection drug use	32	23 %
35 - 44	66	29 %	Men who have sex with men and inject drugs	1	1 %
45+	75	33 %	Heterosexual contact	51	36 %
Total	228	100 %	Perinatal	3	2 %
			Total	141	100 %
			<i>No Identified Risk</i>	<i>87</i>	

Persons Living with HIV/AIDS
Region 1: New Orleans Region
as of December 31, 2012

Jefferson, Orleans, Plaquemines, St. Bernard Parishes

- **14,465** cumulative cases have been detected in Region 1, including **144** pediatric cases.
- **6,265** cumulative deaths among persons in Region 1 with HIV/AIDS have occurred, including **49** pediatric deaths.
- **6,351** persons are currently living with HIV/AIDS in Region 1.
 Persons living with HIV: **2,856**
 Persons living with AIDS: **3,495**

Gender

	Cases	Percent
Women	1,686	27 %
Men	4,665	73 %
Total	6,351	100 %

<u>Age Category</u>			<u>Race/Ethnicity</u>	Men	Women	Total	Percent
Current Age	Cases	Percent					
0 - 12	23	<1 %	Black, Non-Hispanic	2,611	1,407	4,018	63 %
13 - 19	48	1 %	White, Non-Hispanic	1,710	176	1,886	30 %
20 - 24	284	4 %	Hispanic	284	87	371	6 %
25 - 29	524	8 %	Asian/Pacific Islander	25	6	31	<1 %
30 - 34	666	10 %	American Indian	7	0	7	<1 %
35 - 39	691	11 %	Unknown	4	2	6	<1 %
40 - 44	812	13 %	Multi-race	24	8	32	1 %
45 - 49	1,009	16 %	Total	4,665	1,686	6,351	100 %
50 - 54	944	15 %					
55 - 59	677	11 %					
60+	673	11 %					
Total	6,351	100 %					

Exposure Category

Cases with a reported risk:	Men	Women	Total	Percent
Men who have sex with men	2,445	0	2,445	57 %
Injection drug use	312	189	501	12 %
Men who have sex with men and inject drugs	264	0	264	6 %
Heterosexual contact	309	653	962	23 %
Transfusion/Hemophilia	15	14	29	1 %
Perinatal	25	35	60	1 %
Total	3,370	891	4,261	100 %
<i>No Identified Risk</i>	<i>1,295</i>	<i>795</i>	<i>2,090</i>	

**Persons Living with AIDS
Region 1: New Orleans Region
as of December 31, 2012**

Jefferson, Orleans, Plaquemines, St. Bernard Parishes

- **9,919** cumulative AIDS cases have been diagnosed in Region 1, including **75** pediatric cases.
- **3,495** persons are currently living with AIDS in Region 1.

Gender

	Cases	Percent
Women	896	26 %
Men	2,599	74 %
Total	3,495	100 %

Age Category

Current Age	Cases	Percent
0 - 12	5	<1 %
13 - 19	16	<1 %
20 - 24	78	2 %
25 - 29	178	5 %
30 - 34	286	8 %
35 - 39	361	10 %
40 - 44	469	13 %
45 - 49	623	18 %
50 - 54	610	17 %
55 - 59	443	13 %
60+	426	12 %
Total	3,495	100 %

Race/Ethnicity

	Men	Women	Total	Percent
Black, Non-Hispanic	1,462	752	2,214	63 %
White, Non-Hispanic	949	77	1,026	29 %
Hispanic	158	60	218	6 %
Asian/Pacific Islander	11	3	14	<1 %
American Indian	2	0	2	<1 %
Multi-race	17	4	21	1 %
Total	2,599	896	3,495	100 %

Exposure Category

Cases with a reported risk:	Men	Women	Total	Percent
Men who have sex with men	1,350	0	1,350	55 %
Injection drug use	202	109	311	13 %
Men who have sex with men and inject drugs	181	0	181	7 %
Heterosexual contact	195	370	565	23 %
Transfusion/Hemophilia	9	9	18	1 %
Perinatal	9	16	25	1 %
Total	1,946	504	2,450	100 %
<i>No Identified Risk</i>	<i>653</i>	<i>392</i>	<i>1,045</i>	

Persons Newly Diagnosed with HIV/AIDS

Region 1: New Orleans Region

Jefferson, Orleans, Plaquemines, St. Bernard Parishes

HIV CASES DIAGNOSED January - December 2011

- 421 persons were newly diagnosed with HIV in Region 1.

<u>Gender</u>	Cases	Percent	<u>Race/Ethnicity</u>	Cases	Percent
Men	318	76 %	Black, Non-Hispanic	292	69 %
Women	103	24 %	White, Non-Hispanic	92	22 %
Total	421	100 %	Hispanic	36	9 %
			Multi-race	1	<1 %
			Total	421	100 %

<u>Age at Detection</u>	Cases	Percent	<u>Cases with a reported risk:</u>	Cases	Percent
0 - 12	2	<1 %	Men who have sex with men	175	63 %
13 - 24	89	21 %	Injection drug use	27	10 %
25 - 34	132	31 %	Men who have sex with men and inject drugs	6	2 %
35 - 44	76	18 %	Heterosexual contact	67	24 %
45+	122	29 %	Perinatal	3	1 %
Total	421	100 %	Total	278	100 %
			<i>No Identified Risk</i>	<i>143</i>	

AIDS CASES DIAGNOSED January - December 2011

- 259 persons were newly diagnosed with AIDS in Region 1.

<u>Gender</u>	Cases	Percent	<u>Race/Ethnicity</u>	Cases	Percent
Men	185	71 %	Black, Non-Hispanic	182	70 %
Women	74	29 %	White, Non-Hispanic	62	24 %
Total	259	100 %	Hispanic	15	6 %
			Total	259	100 %

<u>Age at Diagnosis</u>	Cases	Percent	<u>Cases with a reported risk:</u>	Cases	Percent
13 - 24	21	8 %	Men who have sex with men	92	59 %
25 - 34	73	28 %	Injection drug use	22	14 %
35 - 44	63	24 %	Men who have sex with men and inject drugs	5	3 %
45+	102	39 %	Heterosexual contact	34	22 %
Total	259	100 %	Perinatal	2	1 %
			Total	155	100 %
			<i>No Identified Risk</i>	<i>104</i>	

**Persons Living with HIV/AIDS
Region 2: Baton Rouge Region
as of December 31, 2012**

Ascension, East Baton Rouge, East Feliciana, Iberville, Pointe Coupee, West Baton Rouge, West Feliciana Parishes

- **7,347** cumulative cases have been detected in Region 2, including **71** pediatric cases.
- **3,078** cumulative deaths among persons in Region 2 with HIV/AIDS have occurred, including **16** pediatric deaths.
- **4,808** persons are currently living with HIV/AIDS in Region 2.
Persons living with HIV: **2,127**
Persons living with AIDS: **2,681**

Gender

	Cases	Percent
Women	1,773	37 %
Men	3,035	63 %
Total	4,808	100 %

Age Category

Current Age	Cases	Percent
0 - 12	23	<1 %
13 - 19	54	1 %
20 - 24	232	5 %
25 - 29	438	9 %
30 - 34	582	12 %
35 - 39	625	13 %
40 - 44	678	14 %
45 - 49	676	14 %
50 - 54	658	14 %
55 - 59	439	9 %
60+	403	8 %
Total	4,808	100 %

Race/Ethnicity

	Men	Women	Total	Percent
Black, Non-Hispanic	2,409	1,627	4,036	84 %
White, Non-Hispanic	554	126	680	14 %
Hispanic	47	12	59	1 %
Asian/Pacific Islander	8	1	9	<1 %
American Indian	2	1	3	<1 %
Unknown	0	1	1	<1 %
Multi-race	15	5	20	<1 %
Total	3,035	1,773	4,808	100 %

Exposure Category

Cases with a reported risk:	Men	Women	Total	Percent
Men who have sex with men	1,132	0	1,132	38 %
Injection drug use	386	231	617	21 %
Men who have sex with men and inject drugs	199	0	199	7 %
Heterosexual contact	304	631	935	32 %
Transfusion/Hemophilia	6	9	15	1 %
Perinatal	30	25	55	2 %
Total	2,057	896	2,953	100 %
<i>No Identified Risk</i>	<i>978</i>	<i>877</i>	<i>1,855</i>	

**Persons Living with AIDS
Region 2: Baton Rouge Region
as of December 31, 2012**

Ascension, East Baton Rouge, East Feliciana, Iberville, Pointe Coupee, West Baton Rouge, West Feliciana Parishes

• **4,988** cumulative AIDS cases have been diagnosed in Region 2, including **31** pediatric cases.

• **2,681** persons are currently living with AIDS in Region 2.

Gender

	Cases	Percent
Women	914	34 %
Men	1,767	66 %
Total	2,681	100 %

Age Category

Current Age	Cases	Percent
0 - 12	3	<1 %
13 - 19	19	1 %
20 - 24	67	2 %
25 - 29	169	6 %
30 - 34	266	10 %
35 - 39	340	13 %
40 - 44	407	15 %
45 - 49	436	16 %
50 - 54	418	16 %
55 - 59	287	11 %
60+	269	10 %
Total	2,681	100 %

Race/Ethnicity

	Men	Women	Total	Percent
Black, Non-Hispanic	1,420	849	2,269	85 %
White, Non-Hispanic	309	57	366	14 %
Hispanic	24	7	31	1 %
Asian/Pacific Islander	3	0	3	<1 %
American Indian	2	0	2	<1 %
Multi-race	9	1	10	<1 %
Total	1,767	914	2,681	100 %

Exposure Category

Cases with a reported risk:	Men	Women	Total	Percent
Men who have sex with men	621	0	621	36 %
Injection drug use	296	138	434	25 %
Men who have sex with men and inject drugs	145	0	145	8 %
Heterosexual contact	174	337	511	29 %
Transfusion/Hemophilia	4	7	11	1 %
Perinatal	10	7	17	1 %
Total	1,250	489	1,739	100 %
<i>No Identified Risk</i>	<i>517</i>	<i>425</i>	<i>942</i>	

Persons Newly Diagnosed with HIV/AIDS**Region 2: Baton Rouge Region***Ascension, East Baton Rouge, East Feliciana, Iberville, Pointe Coupee, West Baton Rouge, West Feliciana Parishes***HIV CASES DIAGNOSED January - December 2011**

- 298 persons were newly diagnosed with HIV in Region 2.

<u>Gender</u>	Cases	Percent	<u>Race/Ethnicity</u>	Cases	Percent
Men	187	63 %	Black, Non-Hispanic	263	88 %
Women	111	37 %	White, Non-Hispanic	30	10 %
Total	298	100 %	Hispanic	2	1 %
			Asian/Pacific Islander	1	<1 %
			American Indian	1	<1 %
			Multi-race	1	<1 %
			Total	298	100 %

<u>Age at Detection</u>	Cases	Percent	<u>Cases with a reported risk:</u>	Cases	Percent
13 - 24	81	27 %	Men who have sex with men	88	51 %
25 - 34	93	31 %	Injection drug use	14	8 %
35 - 44	59	20 %	Men who have sex with men and inject drugs	3	2 %
45+	65	22 %	Heterosexual contact	68	39 %
Total	298	100 %	Total	173	100 %
			<i>No Identified Risk</i>	<i>125</i>	

AIDS CASES DIAGNOSED January - December 2011

- 219 persons were newly diagnosed with AIDS in Region 2.

<u>Gender</u>	Cases	Percent	<u>Race/Ethnicity</u>	Cases	Percent
Men	148	68 %	Black, Non-Hispanic	201	92 %
Women	71	32 %	White, Non-Hispanic	15	7 %
Total	219	100 %	Hispanic	1	<1 %
			Asian/Pacific Islander	1	<1 %
			Multi-race	1	<1 %
			Total	219	100 %

<u>Age at Diagnosis</u>	Cases	Percent	<u>Cases with a reported risk:</u>	Cases	Percent
13 - 24	23	11 %	Men who have sex with men	52	38 %
25 - 34	63	29 %	Injection drug use	31	23 %
35 - 44	61	28 %	Men who have sex with men and inject drugs	1	1 %
45+	72	33 %	Heterosexual contact	49	36 %
Total	219	100 %	Perinatal	3	2 %
			Total	136	100 %
			<i>No Identified Risk</i>	<i>83</i>	

Persons Living with HIV/AIDS
Region 3: Houma Region
as of December 31, 2012

Assumption, Lafourche, St. Charles, St. James, St. John the Baptist, St. Mary, Terrebonne Parishes

- **1,104** cumulative cases have been detected in Region 3, including **17** pediatric cases.
- **496** cumulative deaths among persons in Region 3 with HIV/AIDS have occurred, including **8** pediatric deaths.
- **755** persons are currently living with HIV/AIDS in Region 3.
 Persons living with HIV: **325**
 Persons living with AIDS: **430**

Gender

	Cases	Percent
Women	240	32 %
Men	515	68 %
Total	755	100 %

Age Category

Current Age	Cases	Percent
0 - 12	3	<1 %
13 - 19	13	2 %
20 - 24	46	6 %
25 - 29	86	11 %
30 - 34	76	10 %
35 - 39	87	12 %
40 - 44	94	12 %
45 - 49	111	15 %
50 - 54	101	13 %
55 - 59	78	10 %
60+	60	8 %
Total	755	100 %

Race/Ethnicity

	Men	Women	Total	Percent
Black, Non-Hispanic	275	179	454	60 %
White, Non-Hispanic	213	51	264	35 %
Hispanic	18	6	24	3 %
Asian/Pacific Islander	2	1	3	<1 %
American Indian	1	2	3	<1 %
Multi-race	6	1	7	1 %
Total	515	240	755	100 %

Exposure Category

Cases with a reported risk:	Men	Women	Total	Percent
Men who have sex with men	286	0	286	55 %
Injection drug use	38	20	58	11 %
Men who have sex with men and inject drugs	18	0	18	3 %
Heterosexual contact	35	112	147	28 %
Transfusion/Hemophilia	0	1	1	<1 %
Perinatal	6	5	11	2 %
Total	383	138	521	100 %
<i>No Identified Risk</i>	<i>132</i>	<i>102</i>	<i>234</i>	

Persons Living with AIDS**Region 3: Houma Region****as of December 31, 2012***Assumption, Lafourche, St. Charles, St. James, St. John the Baptist, St. Mary, Terrebonne Parishes*

- **815** cumulative AIDS cases have been diagnosed in Region 3, including **10** pediatric cases.

- **430** persons are currently living with AIDS in Region 3.

Gender

	Cases	Percent
Women	129	30 %
Men	301	70 %
Total	430	100 %

Age Category

Current Age	Cases	Percent
13 - 19	4	1 %
20 - 24	18	4 %
25 - 29	30	7 %
30 - 34	39	9 %
35 - 39	45	10 %
40 - 44	52	12 %
45 - 49	76	18 %
50 - 54	65	15 %
55 - 59	57	13 %
60+	44	10 %
Total	430	100 %

Race/Ethnicity

	Men	Women	Total	Percent
Black, Non-Hispanic	165	97	262	61 %
White, Non-Hispanic	119	25	144	33 %
Hispanic	13	3	16	4 %
Asian/Pacific Islander	1	1	2	<1 %
American Indian	1	2	3	1 %
Multi-race	2	1	3	1 %
Total	301	129	430	100 %

Exposure Category**Cases with a reported risk:**

	Men	Women	Total	Percent
Men who have sex with men	158	0	158	53 %
Injection drug use	28	12	40	13 %
Men who have sex with men and inject drugs	12	0	12	4 %
Heterosexual contact	22	59	81	27 %
Transfusion/Hemophilia	0	1	1	<1 %
Perinatal	3	4	7	2 %
Total	223	76	299	100 %

No Identified Risk

78 53 131

Persons Newly Diagnosed with HIV/AIDS**Region 3: Houma Region***Assumption, Lafourche, St. Charles, St. James, St. John the Baptist, St. Mary, Terrebonne Parishes***HIV CASES DIAGNOSED January - December 2011**

- 56 persons were newly diagnosed with HIV in Region 3.

<u>Gender</u>	Cases	Percent	<u>Race/Ethnicity</u>	Cases	Percent
Men	43	77 %	Black, Non-Hispanic	39	70 %
Women	13	23 %	White, Non-Hispanic	12	21 %
Total	56	100 %	Hispanic	5	9 %
			Total	56	100 %

<u>Age at Detection</u>	Cases	Percent	<u>Cases with a reported risk:</u>	Cases	Percent
13 - 24	20	36 %	Men who have sex with men	26	57 %
25 - 34	12	21 %	Injection drug use	3	7 %
35 - 44	10	18 %	Heterosexual contact	17	37 %
45+	14	25 %	Total	46	100 %
Total	56	100 %	<i>No Identified Risk</i>	<i>10</i>	

AIDS CASES DIAGNOSED January - December 2011

- 30 persons were newly diagnosed with AIDS in Region 3.

<u>Gender</u>	Cases	Percent	<u>Race/Ethnicity</u>	Cases	Percent
Men	25	83 %	Black, Non-Hispanic	20	67 %
Women	5	17 %	White, Non-Hispanic	5	17 %
Total	30	100 %	Hispanic	5	17 %
			Total	30	100 %

<u>Age at Diagnosis</u>	Cases	Percent	<u>Cases with a reported risk:</u>	Cases	Percent
13 - 24	3	10 %	Men who have sex with men	12	52 %
25 - 34	6	20 %	Injection drug use	3	13 %
35 - 44	10	33 %	Heterosexual contact	8	35 %
45+	11	37 %	Total	23	100 %
Total	30	100 %	<i>No Identified Risk</i>	<i>7</i>	

Persons Living with HIV/AIDS**Region 4: Lafayette Region****as of December 31, 2012***Acadia, Evangeline, Iberia, Lafayette, St. Landry, St. Martin, Vermillion Parishes*

- **2,113** cumulative cases have been detected in Region 4, including **17** pediatric cases.
- **948** cumulative deaths among persons in Region 4 with HIV/AIDS have occurred, including **10** pediatric deaths.
- **1,453** persons are currently living with HIV/AIDS in Region 4.
Persons living with HIV: **653**
Persons living with AIDS: **800**

Gender

	Cases	Percent
Women	373	26 %
Men	1,080	74 %
Total	1,453	100 %

Age Category

Current Age	Cases	Percent
0 - 12	4	<1 %
13 - 19	12	1 %
20 - 24	66	5 %
25 - 29	102	7 %
30 - 34	152	10 %
35 - 39	137	9 %
40 - 44	176	12 %
45 - 49	290	20 %
50 - 54	236	16 %
55 - 59	165	11 %
60+	113	8 %
Total	1,453	100 %

Race/Ethnicity

	Men	Women	Total	Percent
Black, Non-Hispanic	567	262	829	57 %
White, Non-Hispanic	451	100	551	38 %
Hispanic	50	3	53	4 %
Asian/Pacific Islander	2	2	4	<1 %
American Indian	2	1	3	<1 %
Unknown	1	0	1	<1 %
Multi-race	7	5	12	1 %
Total	1,080	373	1,453	100 %

Exposure Category

Cases with a reported risk:	Men	Women	Total	Percent
Men who have sex with men	513	0	513	54 %
Injection drug use	78	44	122	13 %
Men who have sex with men and inject drugs	58	0	58	6 %
Heterosexual contact	73	166	239	25 %
Transfusion/Hemophilia	5	1	6	1 %
Confirmed Other	0	1	1	<1 %
Perinatal	6	6	12	1 %
Total	733	218	951	100 %
<i>No Identified Risk</i>	<i>347</i>	<i>155</i>	<i>502</i>	

Persons Living with AIDS**Region 4: Lafayette Region****as of December 31, 2012***Acadia, Evangeline, Iberia, Lafayette, St. Landry, St. Martin, Vermillion Parishes*

- **1,415** cumulative AIDS cases have been diagnosed in Region 4, including **13** pediatric cases.

- **800** persons are currently living with AIDS in Region 4.

Gender

	Cases	Percent
Women	186	23 %
Men	614	77 %
Total	800	100 %

Age Category

Current Age	Cases	Percent
0 - 12	1	<1 %
13 - 19	6	1 %
20 - 24	16	2 %
25 - 29	38	5 %
30 - 34	75	9 %
35 - 39	75	9 %
40 - 44	96	12 %
45 - 49	181	23 %
50 - 54	136	17 %
55 - 59	106	13 %
60+	70	9 %
Total	800	100 %

Race/Ethnicity

	Men	Women	Total	Percent
Black, Non-Hispanic	314	137	451	56 %
White, Non-Hispanic	272	45	317	40 %
Hispanic	23	1	24	3 %
Asian/Pacific Islander	1	1	2	<1 %
Multi-race	4	2	6	1 %
Total	614	186	800	100 %

Exposure Category**Cases with a reported risk:**

	Men	Women	Total	Percent
Men who have sex with men	303	0	303	55 %
Injection drug use	49	22	71	13 %
Men who have sex with men and inject drugs	41	0	41	7 %
Heterosexual contact	37	88	125	23 %
Transfusion/Hemophilia	3	1	4	1 %
Perinatal	2	5	7	1 %
Total	435	116	551	100 %

No Identified Risk

<i>179</i>	<i>70</i>	<i>249</i>
------------	-----------	------------

Persons Newly Diagnosed with HIV/AIDS**Region 4: Lafayette Region***Acadia, Evangeline, Iberia, Lafayette, St. Landry, St. Martin, Vermillion Parishes***HIV CASES DIAGNOSED January - December 2011**

- 93 persons were newly diagnosed with HIV in Region 4.

<u>Gender</u>	Cases	Percent	<u>Race/Ethnicity</u>	Cases	Percent
Men	64	69 %	Black, Non-Hispanic	58	62 %
Women	29	31 %	White, Non-Hispanic	28	30 %
Total	93	100 %	Hispanic	6	6 %
			Multi-race	1	1 %
			Total	93	100 %

<u>Age at Detection</u>	Cases	Percent	<u>Cases with a reported risk:</u>	Cases	Percent
13 - 24	19	20 %	Men who have sex with men	40	59 %
25 - 34	28	30 %	Injection drug use	9	13 %
35 - 44	23	25 %	Men who have sex with men and inject drugs	1	1 %
45+	23	25 %	Heterosexual contact	18	26 %
Total	93	100 %	Total	68	100 %
			<i>No Identified Risk</i>	25	

AIDS CASES DIAGNOSED January - December 2011

- 56 persons were newly diagnosed with AIDS in Region 4.

<u>Gender</u>	Cases	Percent	<u>Race/Ethnicity</u>	Cases	Percent
Men	42	75 %	Black, Non-Hispanic	38	68 %
Women	14	25 %	White, Non-Hispanic	16	29 %
Total	56	100 %	Hispanic	2	4 %
			Total	56	100 %

<u>Age at Diagnosis</u>	Cases	Percent	<u>Cases with a reported risk:</u>	Cases	Percent
13 - 24	5	9 %	Men who have sex with men	26	65 %
25 - 34	16	29 %	Injection drug use	5	12 %
35 - 44	15	27 %	Heterosexual contact	8	20 %
45+	20	36 %	Perinatal	1	2 %
Total	56	100 %	Total	40	100 %
			<i>No Identified Risk</i>	16	

Persons Living with HIV/AIDS
Region 5: Lake Charles Region
as of December 31, 2012

Allen, Beauregard, Calcasieu, Cameron, Jefferson Davis Parishes

- **1,332** cumulative cases have been detected in Region 5, including **10** pediatric cases.
- **515** cumulative deaths among persons in Region 5 with HIV/AIDS have occurred, including **2** pediatric deaths.
- **1,002** persons are currently living with HIV/AIDS in Region 5.
 Persons living with HIV: **430**
 Persons living with AIDS: **572**

Gender

	Cases	Percent
Women	229	23 %
Men	773	77 %
Total	1,002	100 %

Age Category

Current Age	Cases	Percent
0 - 12	3	<1 %
13 - 19	8	1 %
20 - 24	42	4 %
25 - 29	73	7 %
30 - 34	96	10 %
35 - 39	130	13 %
40 - 44	145	14 %
45 - 49	178	18 %
50 - 54	174	17 %
55 - 59	86	9 %
60+	67	7 %
Total	1,002	100 %

Race/Ethnicity

	Men	Women	Total	Percent
Black, Non-Hispanic	423	157	580	58 %
White, Non-Hispanic	255	63	318	32 %
Hispanic	81	5	86	9 %
Asian/Pacific Islander	4	0	4	<1 %
American Indian	3	0	3	<1 %
Multi-race	7	4	11	1 %
Total	773	229	1,002	100 %

Exposure Category

Cases with a reported risk:	Men	Women	Total	Percent
Men who have sex with men	333	0	333	46 %
Injection drug use	92	33	125	17 %
Men who have sex with men and inject drugs	72	0	72	10 %
Heterosexual contact	87	100	187	26 %
Transfusion/Hemophilia	4	0	4	1 %
Perinatal	3	6	9	1 %
Total	591	139	730	100 %

<i>No Identified Risk</i>	<i>182</i>	<i>90</i>	<i>272</i>	
---------------------------	------------	-----------	------------	--

**Persons Living with AIDS
Region 5: Lake Charles Region
as of December 31, 2012**

Allen, Beauregard, Calcasieu, Cameron, Jefferson Davis Parishes

- **920** cumulative AIDS cases have been diagnosed in Region 5, including **6** pediatric cases.
- **572** persons are currently living with AIDS in Region 5.

Gender

	Cases	Percent
Women	117	20 %
Men	455	80 %
Total	572	100 %

Age Category

Current Age	Cases	Percent
0 - 12	1	<1 %
13 - 19	5	1 %
20 - 24	8	1 %
25 - 29	34	6 %
30 - 34	43	8 %
35 - 39	74	13 %
40 - 44	91	16 %
45 - 49	112	20 %
50 - 54	112	20 %
55 - 59	50	9 %
60+	42	7 %
Total	572	100 %

Race/Ethnicity

	Men	Women	Total	Percent
Black, Non-Hispanic	255	79	334	58 %
White, Non-Hispanic	156	34	190	33 %
Hispanic	37	2	39	7 %
Asian/Pacific Islander	2	0	2	<1 %
Multi-race	5	2	7	1 %
Total	455	117	572	100 %

Exposure Category

Cases with a reported risk:	Men	Women	Total	Percent
Men who have sex with men	202	0	202	46 %
Injection drug use	62	22	84	19 %
Men who have sex with men and inject drugs	51	0	51	12 %
Heterosexual contact	48	47	95	22 %
Transfusion/Hemophilia	3	0	3	1 %
Perinatal	2	3	5	1 %
Total	368	72	440	100 %

<i>No Identified Risk</i>	87	45	132	
---------------------------	----	----	-----	--

Persons Newly Diagnosed with HIV/AIDS**Region 5: Lake Charles Region***Allen, Beauregard, Calcasieu, Cameron, Jefferson Davis Parishes***HIV CASES DIAGNOSED January - December 2011**

- 51 persons were newly diagnosed with HIV in Region 5.

<u>Gender</u>	Cases	Percent	<u>Race/Ethnicity</u>	Cases	Percent
Men	36	71 %	Black, Non-Hispanic	35	69 %
Women	15	29 %	White, Non-Hispanic	14	27 %
Total	51	100 %	Hispanic	1	2 %
			Multi-race	1	2 %
			Total	51	100 %

<u>Age at Detection</u>	Cases	Percent	<u>Cases with a reported risk:</u>	Cases	Percent
0 - 12	1	2 %	Men who have sex with men	22	52 %
13 - 24	13	25 %	Injection drug use	2	5 %
25 - 34	15	29 %	Men who have sex with men and inject drugs	1	2 %
35 - 44	7	14 %	Heterosexual contact	16	38 %
45+	15	29 %	Perinatal	1	2 %
Total	51	100 %	Total	42	100 %

No Identified Risk 9

AIDS CASES DIAGNOSED January - December 2011

- 39 persons were newly diagnosed with AIDS in Region 5.

<u>Gender</u>	Cases	Percent	<u>Race/Ethnicity</u>	Cases	Percent
Men	31	79 %	Black, Non-Hispanic	24	62 %
Women	8	21 %	White, Non-Hispanic	12	31 %
Total	39	100 %	Hispanic	2	5 %
			Multi-race	1	3 %
			Total	39	100 %

<u>Age at Diagnosis</u>	Cases	Percent	<u>Cases with a reported risk:</u>	Cases	Percent
13 - 24	4	10 %	Men who have sex with men	17	57 %
25 - 34	12	31 %	Injection drug use	5	17 %
35 - 44	8	21 %	Men who have sex with men and inject drugs	1	3 %
45+	15	38 %	Heterosexual contact	7	23 %
Total	39	100 %	Total	30	100 %

No Identified Risk 9

Persons Living with HIV/AIDS**Region 6: Alexandria Region****as of December 31, 2012***Avoyelles, Catahoula, Concordia, Grant, La Salle, Rapides, Vernon, Winn Parishes*

- **1,424** cumulative cases have been detected in Region 6, including **15** pediatric cases.
- **510** cumulative deaths among persons in Region 6 with HIV/AIDS have occurred, including **4** pediatric deaths.
- **820** persons are currently living with HIV/AIDS in Region 6.
Persons living with HIV: **399**
Persons living with AIDS: **421**

Gender

	Cases	Percent
Women	259	32 %
Men	561	68 %
Total	820	100 %

Age Category

Current Age	Cases	Percent
0 - 12	4	<1 %
13 - 19	8	1 %
20 - 24	36	4 %
25 - 29	62	8 %
30 - 34	95	12 %
35 - 39	110	13 %
40 - 44	102	12 %
45 - 49	136	17 %
50 - 54	123	15 %
55 - 59	87	11 %
60+	57	7 %
Total	820	100 %

Race/Ethnicity

	Men	Women	Total	Percent
Black, Non-Hispanic	348	202	550	67 %
White, Non-Hispanic	162	50	212	26 %
Hispanic	44	4	48	6 %
Asian/Pacific Islander	3	0	3	<1 %
American Indian	0	1	1	<1 %
Multi-race	4	2	6	1 %
Total	561	259	820	100 %

Exposure Category

Cases with a reported risk:	Men	Women	Total	Percent
Men who have sex with men	227	0	227	42 %
Injection drug use	51	27	78	14 %
Men who have sex with men and inject drugs	37	0	37	7 %
Heterosexual contact	64	120	184	34 %
Transfusion/Hemophilia	7	1	8	1 %
Perinatal	6	3	9	2 %
Total	392	151	543	100 %
<i>No Identified Risk</i>	<i>169</i>	<i>108</i>	<i>277</i>	

Persons Living with AIDS

Region 6: Alexandria Region as of December 31, 2012

Avoyelles, Catahoula, Concordia, Grant, La Salle, Rapides, Vernon, Winn Parishes

- **883** cumulative AIDS cases have been diagnosed in Region 6, including **6** pediatric cases.
- **421** persons are currently living with AIDS in Region 6.

Gender

	Cases	Percent
Women	128	30 %
Men	293	70 %
Total	421	100 %

Age Category

Current Age	Cases	Percent
0 - 12	1	<1 %
13 - 19	2	<1 %
20 - 24	11	3 %
25 - 29	16	4 %
30 - 34	39	9 %
35 - 39	56	13 %
40 - 44	56	13 %
45 - 49	78	19 %
50 - 54	74	18 %
55 - 59	49	12 %
60+	39	9 %
Total	421	100 %

Race/Ethnicity

	Men	Women	Total	Percent
Black, Non-Hispanic	194	101	295	70 %
White, Non-Hispanic	85	25	110	26 %
Hispanic	12	1	13	3 %
Asian/Pacific Islander	1	0	1	<1 %
Multi-race	1	1	2	<1 %
Total	293	128	421	100 %

Exposure Category

Cases with a reported risk:	Men	Women	Total	Percent
Men who have sex with men	111	0	111	39 %
Injection drug use	26	16	42	15 %
Men who have sex with men and inject drugs	29	0	29	10 %
Heterosexual contact	36	59	95	33 %
Transfusion/Hemophilia	5	0	5	2 %
Perinatal	2	2	4	1 %
Total	209	77	286	100 %
<i>No Identified Risk</i>	<i>84</i>	<i>51</i>	<i>135</i>	

Persons Newly Diagnosed with HIV/AIDS**Region 6: Alexandria Region**

Avoyelles, Catahoula, Concordia, Grant, La Salle, Rapides, Vernon, Winn Parishes

HIV CASES DIAGNOSED January - December 2011

- 65 persons were newly diagnosed with HIV in Region 6.

<u>Gender</u>	Cases	Percent	<u>Race/Ethnicity</u>	Cases	Percent
Men	45	69 %	Black, Non-Hispanic	34	52 %
Women	20	31 %	White, Non-Hispanic	15	23 %
Total	65	100 %	Hispanic	16	25 %
			Total	65	100 %

<u>Age at Detection</u>	Cases	Percent	<u>Cases with a reported risk:</u>	Cases	Percent
0 - 12	1	2 %	Men who have sex with men	20	56 %
13 - 24	13	20 %	Injection drug use	2	6 %
25 - 34	18	28 %	Men who have sex with men and inject drugs	1	3 %
35 - 44	15	23 %	Heterosexual contact	12	33 %
45+	18	28 %	Perinatal	1	3 %
Total	65	100 %	Total	36	100 %
			<i>No Identified Risk</i>	29	

AIDS CASES DIAGNOSED January - December 2011

- 41 persons were newly diagnosed with AIDS in Region 6.

<u>Gender</u>	Cases	Percent	<u>Race/Ethnicity</u>	Cases	Percent
Men	26	63 %	Black, Non-Hispanic	28	68 %
Women	15	37 %	White, Non-Hispanic	9	22 %
Total	41	100 %	Hispanic	4	10 %
			Total	41	100 %

<u>Age at Diagnosis</u>	Cases	Percent	<u>Cases with a reported risk:</u>	Cases	Percent
0 - 12	1	2 %	Men who have sex with men	10	40 %
13 - 24	5	12 %	Injection drug use	5	20 %
25 - 34	7	17 %	Heterosexual contact	9	36 %
35 - 44	16	39 %	Perinatal	1	4 %
45+	12	29 %	Total	25	100 %
Total	41	100 %	<i>No Identified Risk</i>	16	

Persons Living with HIV/AIDS**Region 7: Shreveport Region****as of December 31, 2012***Bienville, Bossier, Caddo, Claiborne, DeSoto, Natchitoches, Red River, Sabine, Webster Parishes*

- **2,265** cumulative cases have been detected in Region 7, including **27** pediatric cases.
- **1,006** cumulative deaths among persons in Region 7 with HIV/AIDS have occurred, including **11** pediatric deaths.
- **1,535** persons are currently living with HIV/AIDS in Region 7.
Persons living with HIV: **727**
Persons living with AIDS: **808**

Gender

	Cases	Percent
Women	449	29 %
Men	1,086	71 %
Total	1,535	100 %

Age Category

Current Age	Cases	Percent
0 - 12	3	<1 %
13 - 19	22	1 %
20 - 24	119	8 %
25 - 29	160	10 %
30 - 34	194	13 %
35 - 39	176	11 %
40 - 44	195	13 %
45 - 49	208	14 %
50 - 54	203	13 %
55 - 59	142	9 %
60+	113	7 %
Total	1,535	100 %

Race/Ethnicity

	Men	Women	Total	Percent
Black, Non-Hispanic	739	361	1,100	72 %
White, Non-Hispanic	310	80	390	25 %
Hispanic	20	6	26	2 %
Asian/Pacific Islander	4	0	4	<1 %
American Indian	7	1	8	1 %
Multi-race	6	1	7	<1 %
Total	1,086	449	1,535	100 %

Exposure Category

Cases with a reported risk:	Men	Women	Total	Percent
Men who have sex with men	575	0	575	54 %
Injection drug use	64	42	106	10 %
Men who have sex with men and inject drugs	84	0	84	8 %
Heterosexual contact	80	202	282	26 %
Transfusion/Hemophilia	3	3	6	1 %
Perinatal	7	7	14	1 %
Total	813	254	1,067	100 %
<i>No Identified Risk</i>	<i>273</i>	<i>195</i>	<i>468</i>	

**Persons Living with AIDS
Region 7: Shreveport Region
as of December 31, 2012**

Bienville, Bossier, Caddo, Claiborne, DeSoto, Natchitoches, Red River, Sabine, Webster Parishes

- **1,492** cumulative AIDS cases have been diagnosed in Region 7, including **19** pediatric cases.
- **808** persons are currently living with AIDS in Region 7.

Gender

	Cases	Percent
Women	222	27 %
Men	586	73 %
Total	808	100 %

Age Category

Current Age	Cases	Percent
0 - 12	1	<1 %
13 - 19	8	1 %
20 - 24	39	5 %
25 - 29	53	7 %
30 - 34	78	10 %
35 - 39	87	11 %
40 - 44	106	13 %
45 - 49	129	16 %
50 - 54	134	17 %
55 - 59	101	12 %
60+	72	9 %
Total	808	100 %

Race/Ethnicity

	Men	Women	Total	Percent
Black, Non-Hispanic	399	181	580	72 %
White, Non-Hispanic	168	36	204	25 %
Hispanic	10	4	14	2 %
Asian/Pacific Islander	1	0	1	<1 %
American Indian	5	0	5	1 %
Multi-race	3	1	4	<1 %
Total	586	222	808	100 %

Exposure Category

Cases with a reported risk:	Men	Women	Total	Percent
Men who have sex with men	285	0	285	49 %
Injection drug use	45	15	60	10 %
Men who have sex with men and inject drugs	55	0	55	9 %
Heterosexual contact	60	108	168	29 %
Transfusion/Hemophilia	2	3	5	1 %
Perinatal	3	5	8	1 %
Total	450	131	581	100 %
<i>No Identified Risk</i>	<i>136</i>	<i>91</i>	<i>227</i>	

Persons Newly Diagnosed with HIV/AIDS**Region 7: Shreveport Region***Bienville, Bossier, Caddo, Claiborne, DeSoto, Natchitoches, Red River, Sabine, Webster Parishes***HIV CASES DIAGNOSED January - December 2011**

- 123 persons were newly diagnosed with HIV in Region 7.

<u>Gender</u>	<u>Cases</u>	<u>Percent</u>	<u>Race/Ethnicity</u>	<u>Cases</u>	<u>Percent</u>
Men	90	73 %	Black, Non-Hispanic	105	85 %
Women	33	27 %	White, Non-Hispanic	13	11 %
Total	123	100 %	Hispanic	2	2 %
			Asian/Pacific Islander	1	1 %
			American Indian	2	2 %
			Total	123	100 %

<u>Age at Detection</u>	<u>Cases</u>	<u>Percent</u>	<u>Cases with a reported risk:</u>	<u>Cases</u>	<u>Percent</u>
13 - 24	49	40 %	Men who have sex with men	59	75 %
25 - 34	40	33 %	Injection drug use	1	1 %
35 - 44	15	12 %	Men who have sex with men and inject drugs	1	1 %
45+	19	15 %	Heterosexual contact	18	23 %
Total	123	100 %	Total	79	100 %
			<i>No Identified Risk</i>	<i>44</i>	

AIDS CASES DIAGNOSED January - December 2011

- 63 persons were newly diagnosed with AIDS in Region 7.

<u>Gender</u>	<u>Cases</u>	<u>Percent</u>	<u>Race/Ethnicity</u>	<u>Cases</u>	<u>Percent</u>
Men	45	71 %	Black, Non-Hispanic	55	87 %
Women	18	29 %	White, Non-Hispanic	8	13 %
Total	63	100 %	Total	63	100 %

<u>Age at Diagnosis</u>	<u>Cases</u>	<u>Percent</u>	<u>Cases with a reported risk:</u>	<u>Cases</u>	<u>Percent</u>
13 - 24	13	21 %	Men who have sex with men	23	64 %
25 - 34	21	33 %	Injection drug use	1	3 %
35 - 44	15	24 %	Men who have sex with men and inject drugs	1	3 %
45+	14	22 %	Heterosexual contact	11	31 %
Total	63	100 %	Total	36	100 %
			<i>No Identified Risk</i>	<i>27</i>	

Persons Living with HIV/AIDS
Region 8: Monroe Region
as of December 31, 2012

Caldwell, E. Carroll, Franklin, Jackson, Lincoln, Madison, Morehouse, Ouachita, Richland, Tensas, Union, W. Carroll Parishes

- **1,647** cumulative cases have been detected in Region 8, including **17** pediatric cases.
- **682** cumulative deaths among persons in Region 8 with HIV/AIDS have occurred, including **4** pediatric deaths.
- **1,010** persons are currently living with HIV/AIDS in Region 8.
 Persons living with HIV: **466**
 Persons living with AIDS: **544**

Gender

	Cases	Percent
Women	352	35 %
Men	658	65 %
Total	1,010	100 %

Age Category

Current Age	Cases	Percent
0 - 12	6	1 %
13 - 19	17	2 %
20 - 24	52	5 %
25 - 29	74	7 %
30 - 34	132	13 %
35 - 39	120	12 %
40 - 44	129	13 %
45 - 49	151	15 %
50 - 54	136	13 %
55 - 59	113	11 %
60+	80	8 %
Total	1,010	100 %

Race/Ethnicity

	Men	Women	Total	Percent
Black, Non-Hispanic	467	300	767	76 %
White, Non-Hispanic	166	45	211	21 %
Hispanic	15	4	19	2 %
Asian/Pacific Islander	3	1	4	<1 %
American Indian	2	0	2	<1 %
Unknown	2	0	2	<1 %
Multi-race	3	2	5	<1 %
Total	658	352	1,010	100 %

Exposure Category

Cases with a reported risk:	Men	Women	Total	Percent
Men who have sex with men	327	0	327	47 %
Injection drug use	41	37	78	11 %
Men who have sex with men and inject drugs	41	0	41	6 %
Heterosexual contact	73	156	229	33 %
Transfusion/Hemophilia	3	3	6	1 %
Perinatal	4	9	13	2 %
Total	489	205	694	100 %
<i>No Identified Risk</i>	<i>169</i>	<i>147</i>	<i>316</i>	

**Persons Living with AIDS
Region 8: Monroe Region
as of December 31, 2012**

Caldwell, E. Carroll, Franklin, Jackson, Lincoln, Madison, Morehouse, Ouachita, Richland, Tensas, Union, W. Carroll Parishes

- **1,067** cumulative AIDS cases have been diagnosed in Region 8, including **9** pediatric cases.
- **544** persons are currently living with AIDS in Region 8.

Gender

	Cases	Percent
Women	173	32 %
Men	371	68 %
Total	544	100 %

Age Category

Current Age	Cases	Percent
0 - 12	1	<1 %
13 - 19	5	1 %
20 - 24	13	2 %
25 - 29	24	4 %
30 - 34	60	11 %
35 - 39	78	14 %
40 - 44	77	14 %
45 - 49	87	16 %
50 - 54	78	14 %
55 - 59	70	13 %
60+	51	9 %
Total	544	100 %

Race/Ethnicity

	Men	Women	Total	Percent
Black, Non-Hispanic	257	147	404	74 %
White, Non-Hispanic	100	23	123	23 %
Hispanic	10	2	12	2 %
Asian/Pacific Islander	2	0	2	<1 %
American Indian	1	0	1	<1 %
Multi-race	1	1	2	<1 %
Total	371	173	544	100 %

Exposure Category**Cases with a reported risk:**

	Men	Women	Total	Percent
Men who have sex with men	170	0	170	44 %
Injection drug use	25	25	50	13 %
Men who have sex with men and inject drugs	29	0	29	8 %
Heterosexual contact	48	79	127	33 %
Transfusion/Hemophilia	3	1	4	1 %
Perinatal	3	2	5	1 %
Total	278	107	385	100 %

No Identified Risk

<i>93</i>	<i>66</i>	<i>159</i>
-----------	-----------	------------

Persons Newly Diagnosed with HIV/AIDS**Region 8: Monroe Region***Caldwell, E. Carroll, Franklin, Jackson, Lincoln, Madison, Morehouse, Ouachita, Richland, Tensas, Union, W. Carroll Parishes***HIV CASES DIAGNOSED January - December 2011**

- 69 persons were newly diagnosed with HIV in Region 8.

<u>Gender</u>	Cases	Percent	<u>Race/Ethnicity</u>	Cases	Percent
Men	49	71 %	Black, Non-Hispanic	50	72 %
Women	20	29 %	White, Non-Hispanic	14	20 %
Total	69	100 %	Hispanic	3	4 %
			Asian/Pacific Islander	1	1 %
			Multi-race	1	1 %
			Total	69	100 %

<u>Age at Detection</u>	Cases	Percent	<u>Cases with a reported risk:</u>	Cases	Percent
13 - 24	20	29 %	Men who have sex with men	29	56 %
25 - 34	14	20 %	Men who have sex with men and inject drugs	2	4 %
35 - 44	15	22 %	Heterosexual contact	21	40 %
45+	20	29 %	Total	52	100 %
Total	69	100 %	<i>No Identified Risk</i>	<i>17</i>	

AIDS CASES DIAGNOSED January - December 2011

- 37 persons were newly diagnosed with AIDS in Region 8.

<u>Gender</u>	Cases	Percent	<u>Race/Ethnicity</u>	Cases	Percent
Men	26	70 %	Black, Non-Hispanic	25	68 %
Women	11	30 %	White, Non-Hispanic	11	30 %
Total	37	100 %	Hispanic	1	3 %
			Total	37	100 %

<u>Age at Diagnosis</u>	Cases	Percent	<u>Cases with a reported risk:</u>	Cases	Percent
13 - 24	4	11 %	Men who have sex with men	15	56 %
25 - 34	13	35 %	Injection drug use	1	4 %
35 - 44	9	24 %	Men who have sex with men and inject drugs	1	4 %
45+	11	30 %	Heterosexual contact	10	37 %
Total	37	100 %	Total	27	100 %
			<i>No Identified Risk</i>	<i>10</i>	

**Persons Living with HIV/AIDS
Region 9: Hammond/Slidell Region
as of December 31, 2012**

Livingston, St. Helena, St. Tammany, Tangipahoa, Washington Parishes

- **1,484** cumulative cases have been detected in Region 9, including **18** pediatric cases.
- **612** cumulative deaths among persons in Region 9 with HIV/AIDS have occurred, including **7** pediatric deaths.
- **1,128** persons are currently living with HIV/AIDS in Region 9.
Persons living with HIV: **499**
Persons living with AIDS: **629**

Gender

	Cases	Percent
Women	298	26 %
Men	830	74 %
Total	1,128	100 %

Age Category

Current Age	Cases	Percent
0 - 12	8	1 %
13 - 19	7	1 %
20 - 24	49	4 %
25 - 29	72	6 %
30 - 34	96	9 %
35 - 39	126	11 %
40 - 44	162	14 %
45 - 49	212	19 %
50 - 54	186	16 %
55 - 59	115	10 %
60+	95	8 %
Total	1,128	100 %

Race/Ethnicity

	Men	Women	Total	Percent
Black, Non-Hispanic	374	190	564	50 %
White, Non-Hispanic	426	99	525	47 %
Hispanic	22	8	30	3 %
Asian/Pacific Islander	2	1	3	<1 %
Multi-race	6	0	6	1 %
Total	830	298	1,128	100 %

Exposure Category

Cases with a reported risk:	Men	Women	Total	Percent
Men who have sex with men	442	0	442	55 %
Injection drug use	68	48	116	15 %
Men who have sex with men and inject drugs	51	0	51	6 %
Heterosexual contact	60	107	167	21 %
Transfusion/Hemophilia	6	0	6	1 %
Perinatal	10	7	17	2 %
Total	637	162	799	100 %
<i>No Identified Risk</i>	<i>193</i>	<i>136</i>	<i>329</i>	

Persons Living with AIDS
Region 9: Hammond/Slidell Region
as of December 31, 2012

Livingston, St. Helena, St. Tammany, Tangipahoa, Washington Parishes

- **1,014** cumulative AIDS cases have been diagnosed in Region 9, including **10** pediatric cases.

- **629** persons are currently living with AIDS in Region 9.

Gender

	Cases	Percent
Women	144	23 %
Men	485	77 %
Total	629	100 %

Age Category

Current Age	Cases	Percent
13 - 19	3	<1 %
20 - 24	12	2 %
25 - 29	25	4 %
30 - 34	41	7 %
35 - 39	68	11 %
40 -44	88	14 %
45 - 49	136	22 %
50 - 54	117	19 %
55 - 59	71	11 %
60+	68	11 %
Total	629	100 %

Race/Ethnicity

	Men	Women	Total	Percent
Black, Non-Hispanic	217	92	309	49 %
White, Non-Hispanic	250	47	297	47 %
Hispanic	12	5	17	3 %
Asian/Pacific Islander	1	0	1	<1 %
Multi-race	5	0	5	1 %
Total	485	144	629	100 %

Exposure Category

Cases with a reported risk:

	Men	Women	Total	Percent
Men who have sex with men	249	0	249	55 %
Injection drug use	50	25	75	17 %
Men who have sex with men and inject drugs	29	0	29	6 %
Heterosexual contact	37	51	88	19 %
Transfusion/Hemophilia	6	0	6	1 %
Perinatal	5	2	7	2 %
Total	376	78	454	100 %

No Identified Risk

109 66 175

Persons Newly Diagnosed with HIV/AIDS**Region 9: Hammond/Slidell Region***Livingston, St. Helena, St. Tammany, Tangipahoa, Washington Parishes***HIV CASES DIAGNOSED January - December 2011**

- 69 persons were newly diagnosed with HIV in Region 9.

<u>Gender</u>	Cases	Percent	<u>Race/Ethnicity</u>	Cases	Percent
Men	44	64 %	Black, Non-Hispanic	46	67 %
Women	25	36 %	White, Non-Hispanic	21	30 %
Total	69	100 %	Hispanic	2	3 %
			Total	69	100 %

<u>Age at Detection</u>	Cases	Percent	<u>Cases with a reported risk:</u>	Cases	Percent
13 - 24	15	22 %	Men who have sex with men	23	52 %
25 - 34	17	25 %	Injection drug use	5	11 %
35 - 44	17	25 %	Men who have sex with men and inject drugs	1	2 %
45+	20	29 %	Heterosexual contact	15	34 %
Total	69	100 %	Total	44	100 %
			<i>No Identified Risk</i>	25	

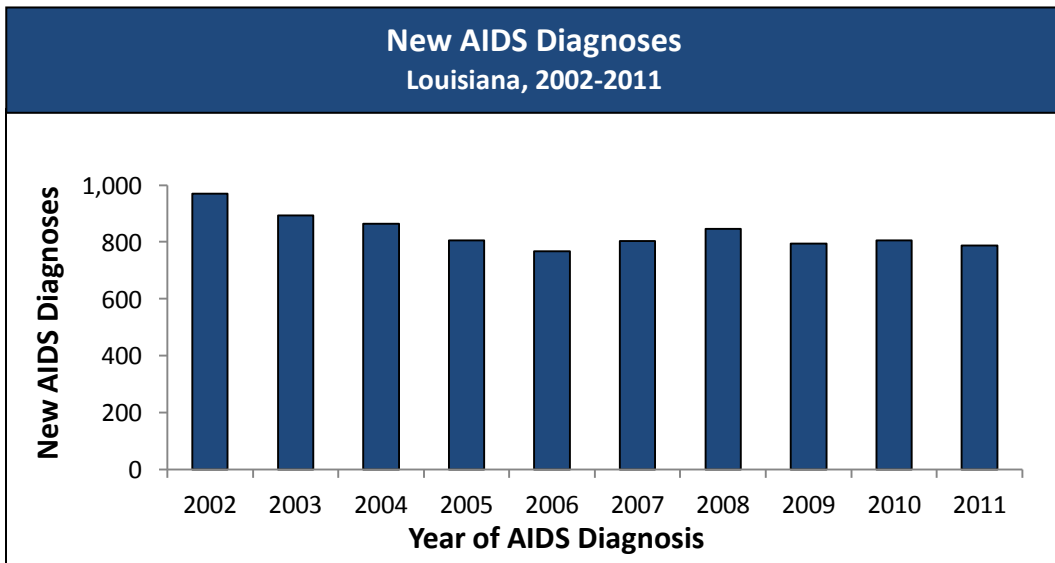
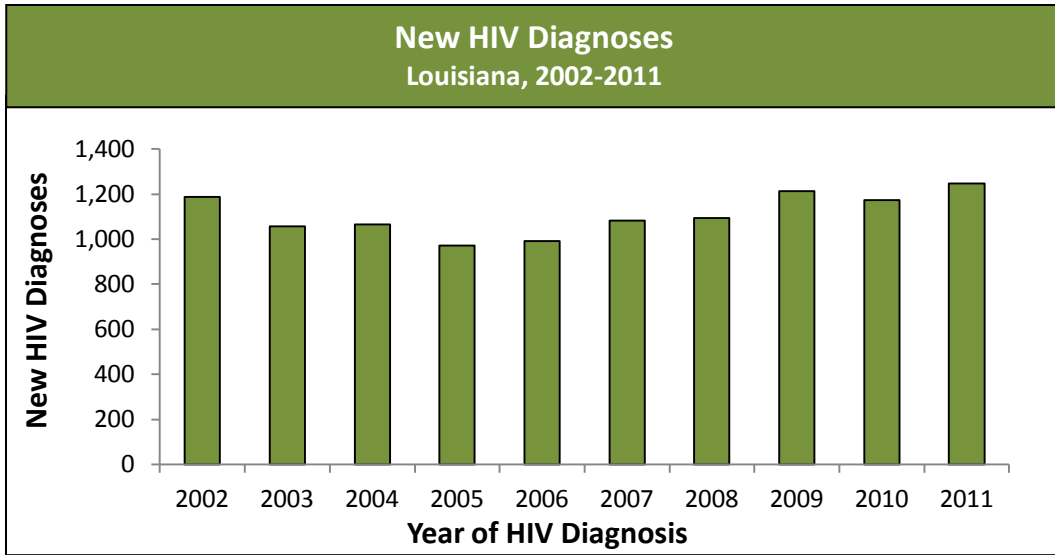
AIDS CASES DIAGNOSED January - December 2011

- 43 persons were newly diagnosed with AIDS in Region 9.

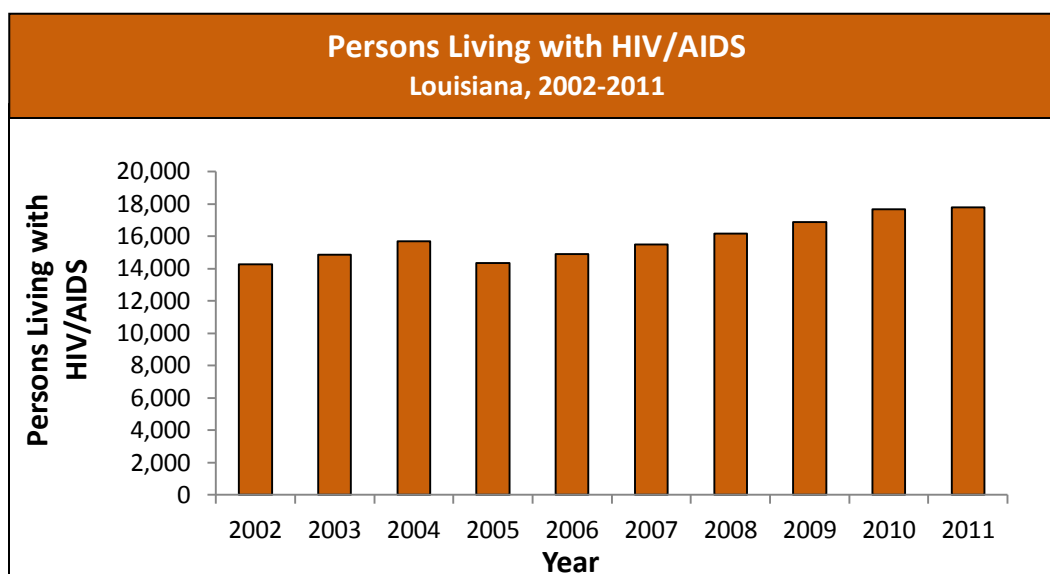
<u>Gender</u>	Cases	Percent	<u>Race/Ethnicity</u>	Cases	Percent
Men	35	81 %	Black, Non-Hispanic	26	60 %
Women	8	19 %	White, Non-Hispanic	15	35 %
Total	43	100 %	Hispanic	1	2 %
			Multi-race	1	2 %
			Total	43	100 %

<u>Age at Diagnosis</u>	Cases	Percent	<u>Cases with a reported risk:</u>	Cases	Percent
13 - 24	4	9 %	Men who have sex with men	15	58 %
25 - 34	8	19 %	Injection drug use	4	15 %
35 - 44	15	35 %	Heterosexual contact	6	23 %
45+	16	37 %	Perinatal	1	4 %
Total	43	100 %	Total	26	100 %
			<i>No Identified Risk</i>	17	

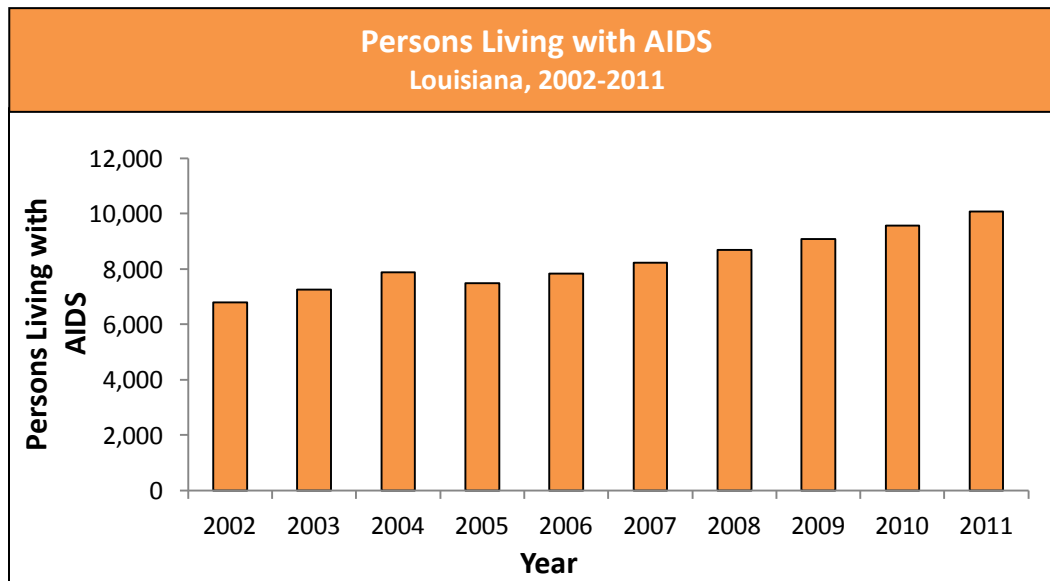
10-Year Trends in New HIV Diagnoses and New AIDS Diagnoses Louisiana, (2002-2011)



10-Year Trends in Persons Living With HIV/AIDS and Persons Living with AIDS Louisiana (2002-2011)



The number of persons living with HIV/AIDS in 2011 is an overestimate because the 2011 death registry match has not occurred as of December 31, 2012.



The number of persons living with AIDS in 2011 is an overestimate because the 2011 death registry match has not occurred as of December 31, 2012.