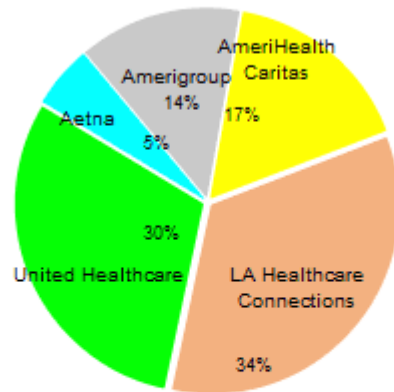


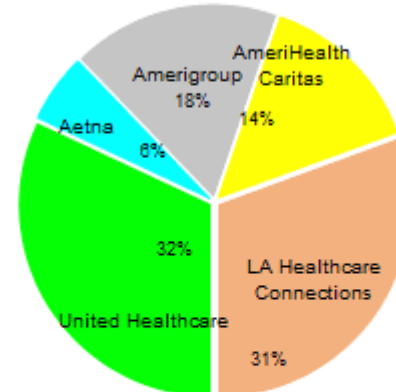
BAYOU HEALTH
Enrollments by Health Plan and Region
Total Active Members
Reporting Month: January 2016

Capital
Total Enrollments



Aetna	14000
Amerigroup	36074
AmeriHealth Caritas	43330
LA Healthcare Connections	88763
United Healthcare	79520
Total:	261687

Gulf
Total Enrollments

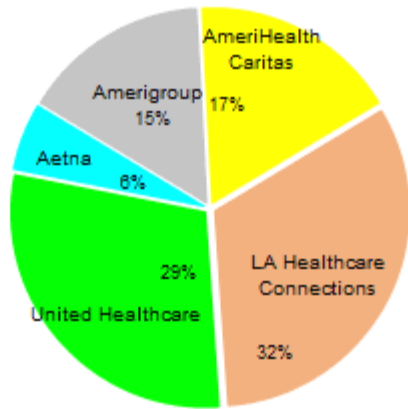


Aetna	17509
Amerigroup	53015
AmeriHealth Caritas	42655
LA Healthcare Connections	93090
United Healthcare	96609
Total:	302878

Description: This report shows all active members in Bayou Health as of the effective date above. Members who will be disenrolled at the end of the reporting month are not included. Enrollees who gain and lose eligibility during the reporting month are not included. Enrollees who opt out of Bayou Health during the reporting month are not included

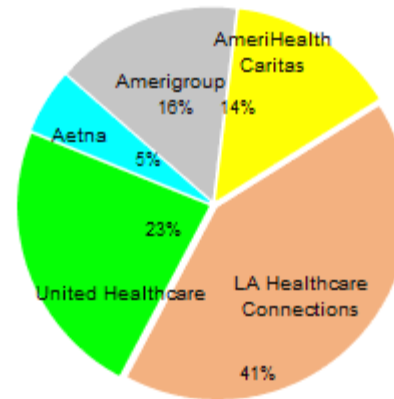
Note: Percentages are rounded to the nearest whole number.

North
Total Enrollments



Aetna	13126
Amerigroup	36003
AmeriHealth Caritas	39911
LA Healthcare Connections	75479
United Healthcare	67937
Total:	232456

South Central
Total Enrollments



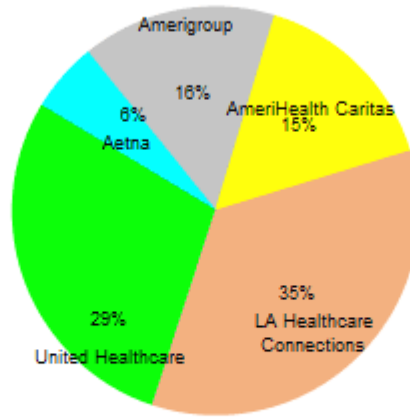
Aetna	15433
Amerigroup	45729
AmeriHealth Caritas	41378
LA Healthcare Connections	121105
United Healthcare	68252
Total:	291897

Description: This report shows all active members in Bayou Health as of the effective date above. Members who will be disenrolled at the end of the reporting month are not included. Enrollees who gain and lose eligibility during the reporting month are not included. Enrollees who opt out of Bayou Health during the reporting month are not included

Note: Percentages are rounded to the nearest whole number.

Market Share by Plan

Total Enrollments



Aetna	60068
Amerigroup	170821
AmeriHealth Caritas	167274
LA Healthcare Connections	378437
United Healthcare	312318
Total:	1088918

	Aetna	Amerigroup	AmeriHealth Caritas	LA Healthcare Connections	United Healthcare	Total Enrollments
Capital	14,000	36,074	43,330	88,763	79,520	261,687
Gulf	17,509	53,015	42,655	93,090	96,609	302,878
North	13,126	36,003	39,911	75,479	67,937	232,456
South Central	15,433	45,729	41,378	121,105	68,252	291,897
Plan Total	60,068	170,821	167,274	378,437	312,318	1,088,918
Market Share	6%	16%	15%	35%	29%	100%

Description: This report shows all active members in Bayou Health as of the end of the reporting month. Members who will be disenrolled at the end of the reporting month are included in this report. Enrollees who gain and lose eligibility during the reporting month are not included. Enrollees who opt out of Bayou Health during the reporting month are not included.

Note: Percentages are rounded to the nearest whole number.