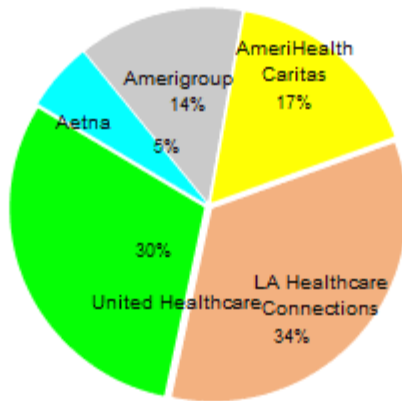


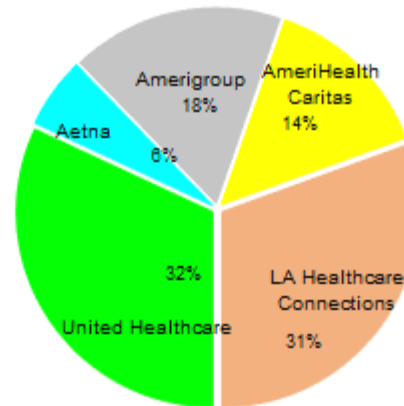
**BAYOU HEALTH**  
**Enrollment by Health Plan and Region**  
**Total Active Members**  
**Reporting Month: January 2016**

**Capital**  
**Total Enrollments**



Aetna	14403
Amerigroup	36496
AmeriHealth Caritas	44020
LA Healthcare Connections	89730
United Healthcare	80576
<b>Total:</b>	<b>265225</b>

**Gulf**  
**Total Enrollments**

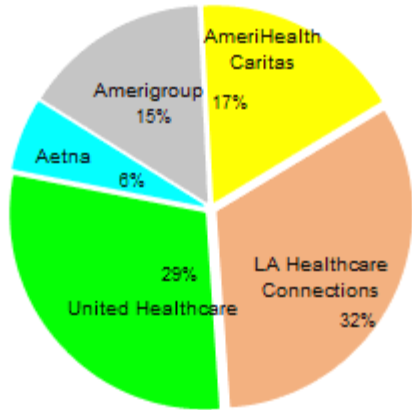


Aetna	17912
Amerigroup	54113
AmeriHealth Caritas	43499
LA Healthcare Connections	94894
United Healthcare	98450
<b>Total:</b>	<b>308868</b>

**Description:** This report shows all active members in Bayou Health as of the end of the reporting month. Members who will be disenrolled at the end of the reporting month are included in this report. Enrollees who gain and lose eligibility during the reporting month are not included. Enrollees who opt out of Bayou Health during the reporting month are not included.

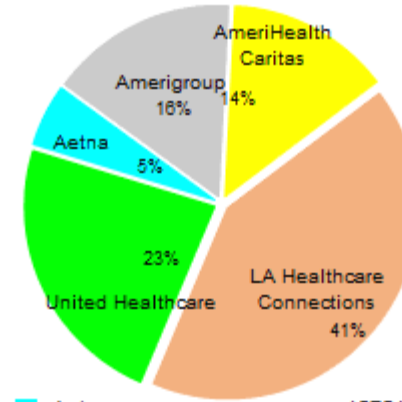
**Note:** Percentages are rounded to the nearest whole number.

**North**  
Total Enrollments



Aetna	13538
Amerigroup	36722
AmeriHealth Caritas	40885
LA Healthcare Connections	76822
United Healthcare	69235
<b>Total:</b>	<b>237202</b>

**South Central**  
Total Enrollments

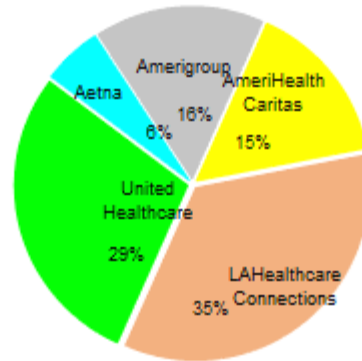


Aetna	15751
Amerigroup	46422
AmeriHealth Caritas	41859
LA Healthcare Connections	122826
United Healthcare	69213
<b>Total:</b>	<b>296071</b>

**Description:** This report shows all active members in Bayou Health as of the end of the reporting month. Members who will be disenrolled at the end of the reporting month are included in this report. Enrollees who gain and lose eligibility during the reporting month are not included. Enrollees who opt out of Bayou Health during the reporting month are not included.

**Note:** Percentages are rounded to the nearest whole number.

**Market Share by Plan**  
Total Enrollments



Aetna	61604
Amerigroup	173753
AmeriHealth Caritas	170263
LAHealthcare Connections	384272
United Healthcare	317474
<b>Total:</b>	<b>1107366</b>

	Aetna	Amerigroup	AmeriHealth Caritas	LA Healthcare Connections	United Healthcare	Total Enrollments
<b>Capital</b>	14,403	36,496	44,020	89,730	80,576	265,225
<b>Gulf</b>	17,912	54,113	43,499	94,894	98,450	308,868
<b>North</b>	13,538	36,722	40,885	76,822	69,235	237,202
<b>South Central</b>	15,751	46,422	41,859	122,826	69,213	296,071
<b>Plan Totals</b>	<b>61,604</b>	<b>173,753</b>	<b>170,263</b>	<b>384,272</b>	<b>317,474</b>	<b>1,107,366</b>
<b>Market Share</b>	<b>6%</b>	<b>16%</b>	<b>15%</b>	<b>35%</b>	<b>29%</b>	<b>100%</b>

**Description:** This report shows all active members in Bayou Health as of the end of the reporting month. Members who will be disenrolled at the end of the reporting month are included in this report. Enrollees who gain and lose eligibility during the reporting month are not included. Enrollees who opt out of Bayou Health during the reporting month are not included.

**Note:** Percentages are rounded to the nearest whole number.