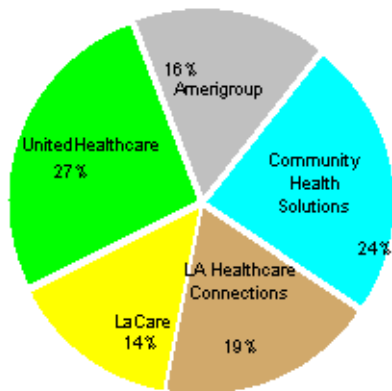


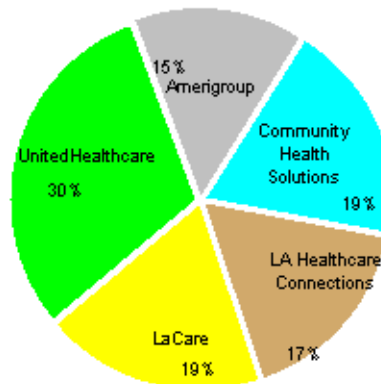
**BAYOU HEALTH**  
**Enrollment by Health Plan and GSA**  
**Total Active Members**  
**As of: February 2013**

**GSA A**  
Total Enrollments



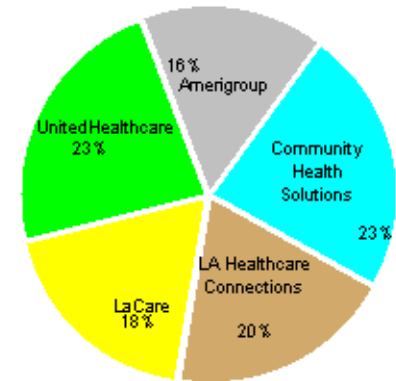
Amerigroup	44494
Community Health Solutions	65560
LA Healthcare Connections	51220
LaCare	39335
UnitedHealthcare	72993
<b>Total:</b>	<b>273602</b>

**GSA B**  
Total Enrollments



Amerigroup	46707
Community Health Solutions	61142
LA Healthcare Connections	53652
LaCare	61032
UnitedHealthcare	96975
<b>Total:</b>	<b>319508</b>

**GSA C**  
Total Enrollments



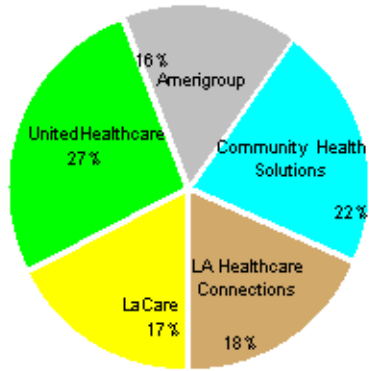
Amerigroup	48760
Community Health Solutions	70876
LA Healthcare Connections	60539
LaCare	56859
UnitedHealthcare	70969
<b>Total:</b>	<b>308003</b>

**Description:** This report shows all active enrollments as of the reporting period. Enrollees whose eligibility is effective until the end of the month are included.

**Note:** Percentages are rounded to the nearest whole number.

### Market Share by Plan

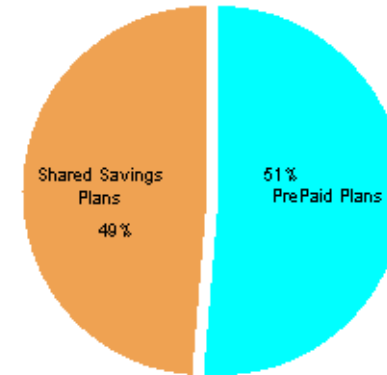
Total Enrollments



Amerigroup	139961
Community Health Solutions	197578
LA Healthcare Connections	165411
LaCare	157226
UnitedHealthcare	240937
<b>Total:</b>	<b>901113</b>

### Market Share by Plan Type

Total Enrollments



PrePaid Plans	462598
Shared Savings Plans	438515
<b>Total:</b>	<b>901113</b>

	Amerigroup	Community Health Solutions	LA Healthcare Connections	LaCare	United Healthcare	Total Enrollments	Prepaid Plans	Shared Savings Plans
<b>GSA A</b>	44,494	65,560	51,220	39,335	72,993	273,602	135,049	138,553
<b>GSA B</b>	46,707	61,142	53,652	61,032	96,975	319,508	161,391	158,117
<b>GSA C</b>	48,760	70,876	60,539	56,859	70,969	308,003	166,158	141,845
<b>Total</b>	<b>139,961</b>	<b>197,578</b>	<b>165,411</b>	<b>157,226</b>	<b>240,937</b>	<b>901,113</b>	<b>462,598</b>	<b>438,515</b>
<b>Market Share</b>	<b>16%</b>	<b>22%</b>	<b>18%</b>	<b>17%</b>	<b>27%</b>	<b>100%</b>	<b>51%</b>	<b>49%</b>

**Description:** This report shows all active enrollments as of the reporting period. Enrollees whose eligibility is effective until the end of the month are included.

**Note:** Percentages are rounded to the nearest whole number.