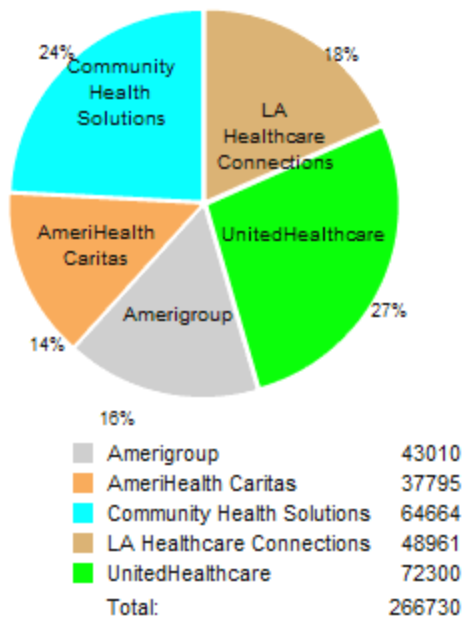
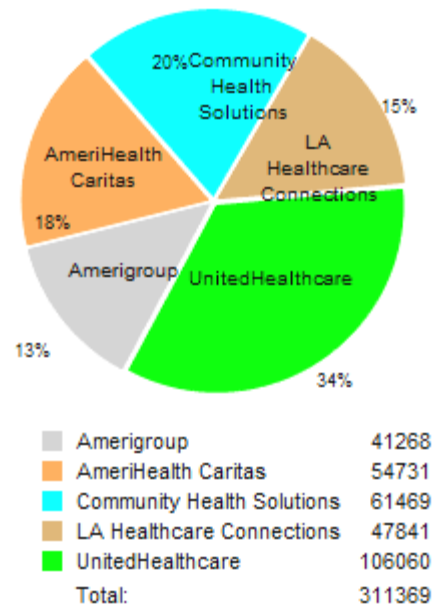


**BAYOU HEALTH**  
**Enrollment by Health Plan and GSA**  
**Total Active Members**  
**Reporting Month: October 2013**  
**Effective: November 2013**

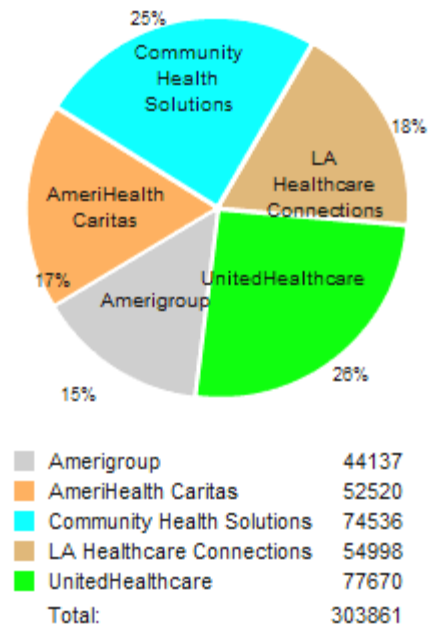
**GSA A**  
Total Enrollments



**GSA B**  
Total Enrollments



**GSA C**  
Total Enrollments

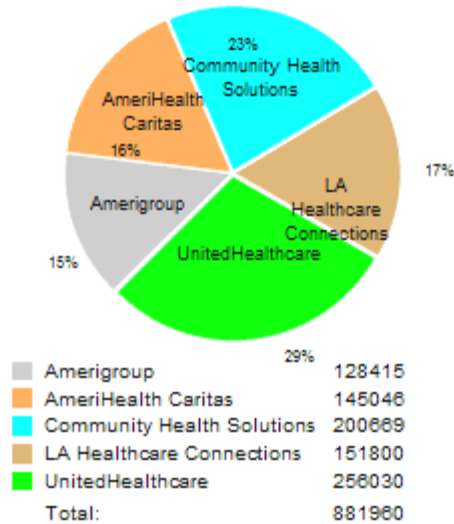


**Description:** This report shows all active members in Bayou Health as of the effective date above. Members who will be disenrolled at the end of the reporting month are not included. Enrollees who gain and lose eligibility during the reporting month are not included. Enrollees who opt out of Bayou Health during the reporting month are not included.

**Note:** Percentages are rounded to the nearest whole number.

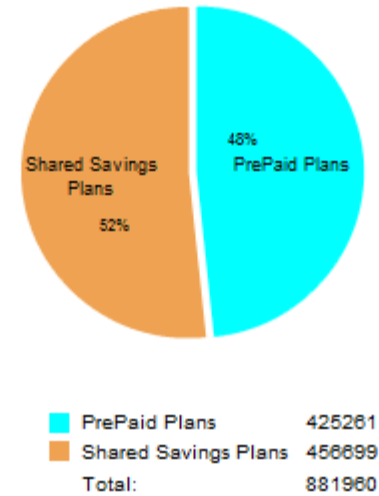
### Market Share by Plan

Total Enrollments



### Market Share by Plan Type

Total Enrollments



	Amerigroup	AmeriHealth Caritas	Community Health Solutions	LA Healthcare Connections	United Healthcare	Total Enrollments	PrePaid Plans	Shared Savings Plans
<b>GSA A</b>	43,010	37,795	64,664	48,961	72,300	266,730	129,766	136,964
<b>GSA B</b>	41,268	54,731	61,469	47,841	106,060	311,369	143,840	167,529
<b>GSA C</b>	44,137	52,520	74,536	54,998	77,670	303,861	151,655	152,206
<b>Plan Totals</b>	<b>128,415</b>	<b>145,046</b>	<b>200,669</b>	<b>151,800</b>	<b>256,030</b>	<b>881,960</b>	<b>425,261</b>	<b>456,699</b>
<b>Market Share</b>	<b>15%</b>	<b>16%</b>	<b>23%</b>	<b>17%</b>	<b>29%</b>	<b>100%</b>	<b>48%</b>	<b>52%</b>

**Description:** This report shows all active members in Bayou Health as of the effective date above. Members who will be disenrolled at the end of the reporting month are not included. Enrollees who gain and lose eligibility during the reporting month are not included. Enrollees who opt out of Bayou Health during the reporting month are not included.

**Note:** Percentages are rounded to the nearest whole number.