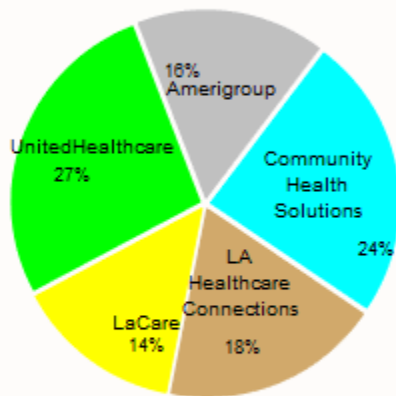


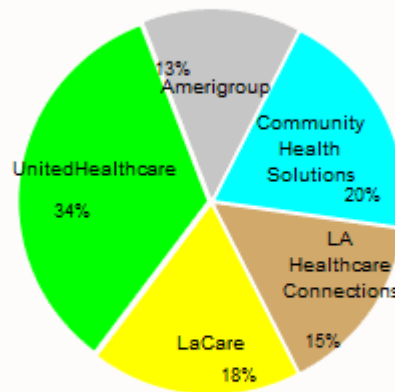
BAYOU HEALTH
Enrollment by Health Plan and GSA
Total Active Members
Reporting Month: August 2013
Effective: September 2013

GSA A
 Total Enrollments



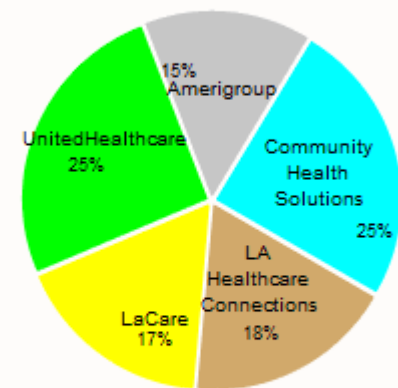
Amerigroup	42959
Community Health Solutions	64471
LA Healthcare Connections	48990
LaCare	37713
UnitedHealthcare	71827
Total:	265960

GSA B
 Total Enrollments



Amerigroup	41496
Community Health Solutions	61271
LA Healthcare Connections	48014
LaCare	54906
UnitedHealthcare	105569
Total:	311256

GSA C
 Total Enrollments



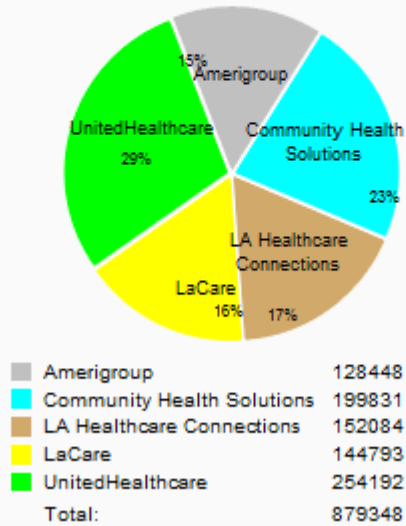
Amerigroup	43993
Community Health Solutions	74089
LA Healthcare Connections	55080
LaCare	52174
UnitedHealthcare	76796
Total:	302132

Description: This report shows all active enrollments as of the reporting period. Enrollees whose eligibility is effective until the end of the month are included.

Note: Percentages are rounded to the nearest whole number.

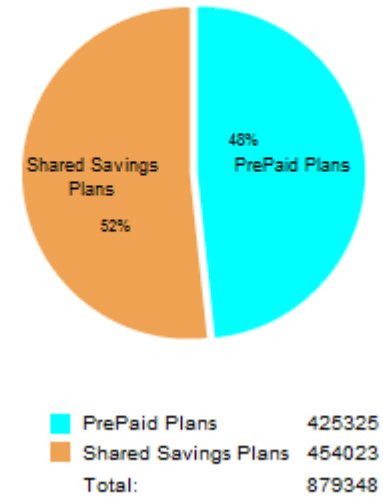
Market Share by Plan

Total Enrollments



Market Share by Plan Type

Total Enrollments



	Amerigroup	Community Health Solutions	LA Healthcare Connections	LaCare	United Healthcare	Total Enrollments	PrePaid Plans	Shared Savings Plans
GSA A	42,959	64,471	48,990	37,713	71,827	265,960	129,662	136,298
GSA B	41,496	61,271	48,014	54,906	105,569	311,256	144,416	166,840
GSA C	43,993	74,089	55,080	52,174	76,796	302,132	151,247	150,885
Plan Totals	128,448	199,831	152,084	144,793	254,192	879,348	425,325	454,023
Market Share	15%	23%	17%	16%	29%	100%	48%	52%

Description: This report shows all active enrollments as of the reporting period. Enrollees whose eligibility is effective until the end of the month are included.

Note: Percentages are rounded to the nearest whole number.