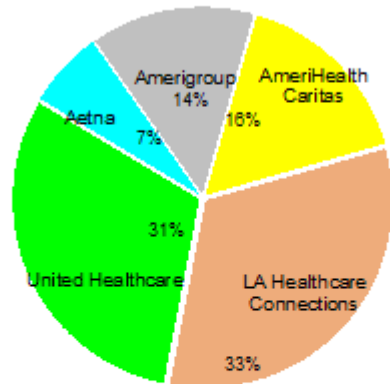


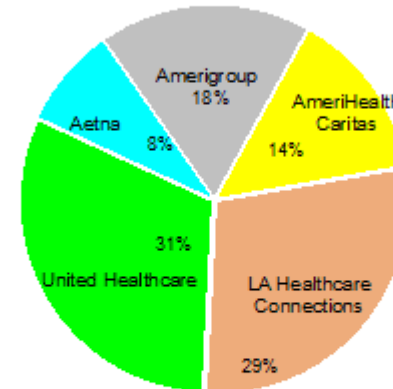
**Healthy Louisiana**  
**Enrollments by Health Plan and Region**  
**Total Active Members**  
**Reporting Month: July 2016**  
**Effective: August 2016**

**Capital**  
 Total Enrollments



Aetna	20661
Amerigroup	43679
AmeriHealth Caritas	49131
LA Healthcare Connections	100263
United Healthcare	94331
<b>Total:</b>	<b>308065</b>

**Gulf**  
 Total Enrollments

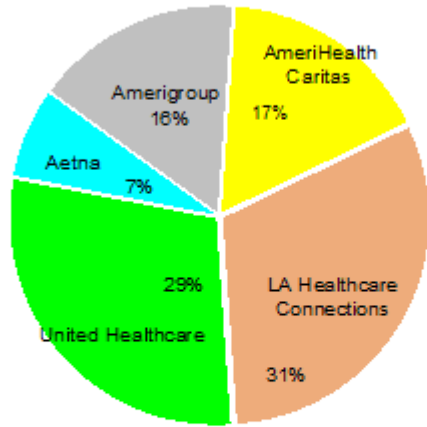


Aetna	32636
Amerigroup	70303
AmeriHealth Caritas	56704
LA Healthcare Connections	113233
United Healthcare	122906
<b>Total:</b>	<b>395782</b>

**Description:** This report shows all active members in Healthy Louisiana as of the effective date above. Members who will be disenrolled at the end of the reporting month are not included. Enrollees who gain and lose eligibility during the reporting month are not included. Enrollees who opt out of Healthy Louisiana during the reporting month are not included.

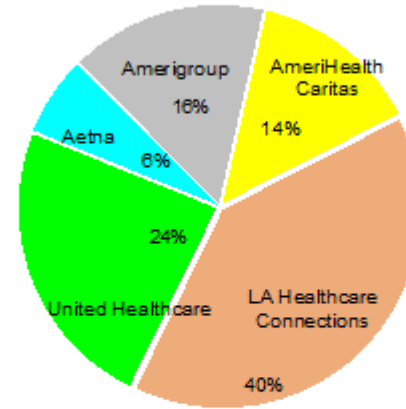
**Note:** Percentages are rounded to the nearest whole number.

**North**  
Total Enrollments



Aetna	19720
Amerigroup	45211
AmeriHealth Caritas	47246
LA Healthcare Connections	88488
United Healthcare	82664
Total:	283329

**South Central**  
Total Enrollments



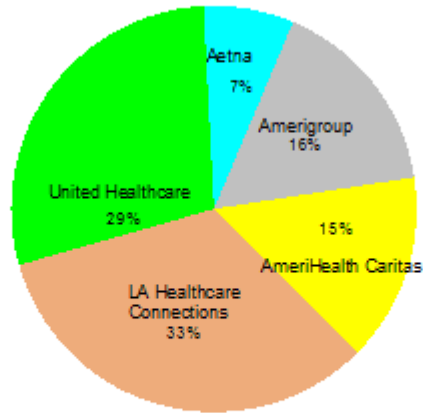
Aetna	22493
Amerigroup	55952
AmeriHealth Caritas	49076
LA Healthcare Connections	138994
United Healthcare	83774
Total:	350289

**Description:** This report shows all active members in Healthy Louisiana as of the effective date above. Members who will be disenrolled at the end of the reporting month are not included. Enrollees who gain and lose eligibility during the reporting month are not included. Enrollees who opt out of Healthy Louisiana during the reporting month are not included

**Note:** Percentages are rounded to the nearest whole number.

## Market Share by Plan

Total Enrollments



Aetna	95510
Amerigroup	215145
AmeriHealth Caritas	202157
LA Healthcare Connections	440978
United Healthcare	383675
<b>Total:</b>	<b>1337465</b>

	Aetna	Amerigroup	AmeriHealth Caritas	LA Healthcare Connections	United Healthcare	Total Enrollments
<b>Capital</b>	20,661	43,679	49,131	100,263	94,331	<b>308,065</b>
<b>Gulf</b>	32,636	70,303	56,704	113,233	122,906	<b>395,782</b>
<b>North</b>	19,720	45,211	47,246	88,488	82,664	<b>283,329</b>
<b>South Central</b>	22,493	55,952	49,076	138,994	83,774	<b>350,289</b>
<b>Plan Total</b>	<b>95,510</b>	<b>215,145</b>	<b>202,157</b>	<b>440,978</b>	<b>383,675</b>	<b>1,337,465</b>
<b>Market Share</b>	<b>7%</b>	<b>16%</b>	<b>15%</b>	<b>33%</b>	<b>29%</b>	<b>100%</b>

**Description:** This report shows all active members in Healthy Louisiana as of the end of the reporting month. Members who will be disenrolled at the end of the reporting month are included in this report. Enrollees who gain and lose eligibility during the reporting month are not included. Enrollees who opt out of Healthy Louisiana during the reporting month are not included.

**Note:** Percentages are rounded to the nearest whole number.