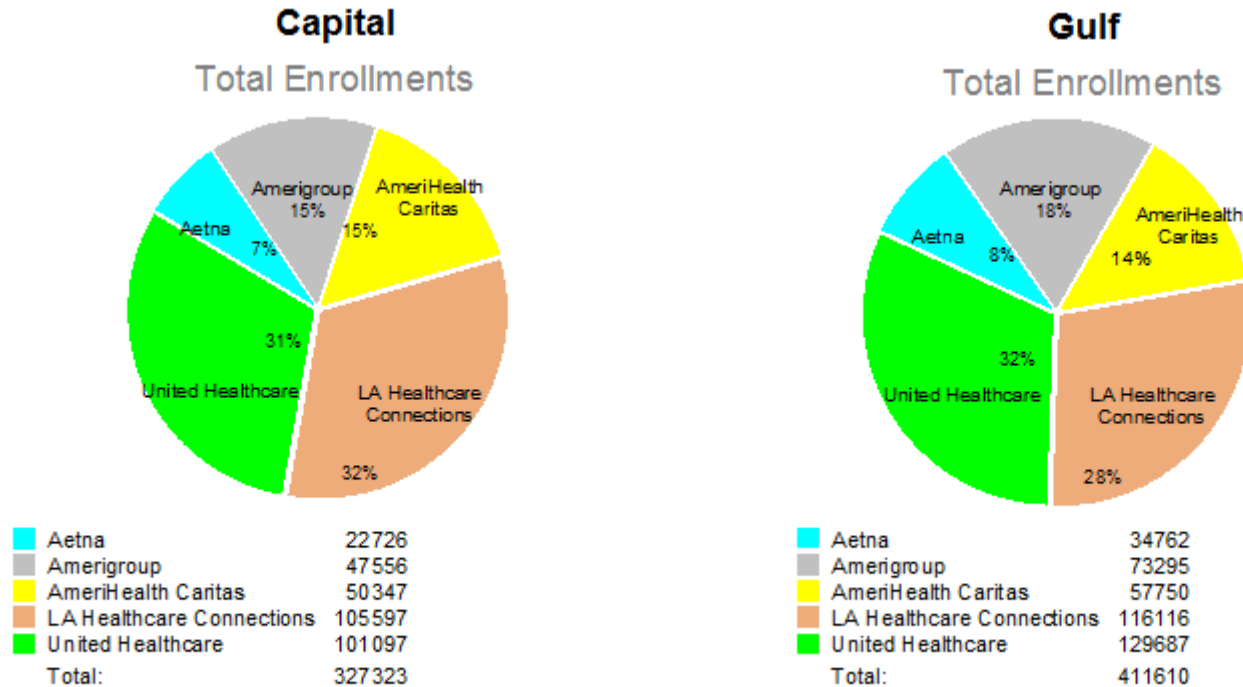


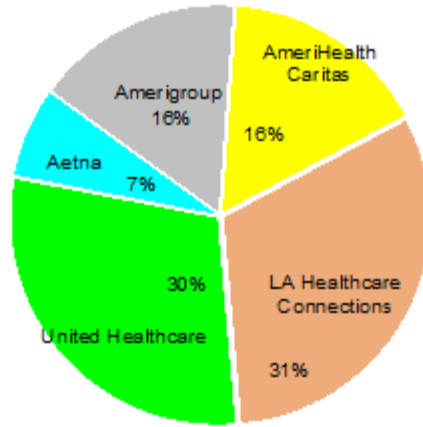
Healthy Louisiana
Enrollments by Health Plan and Region
Total Active Members
Reporting Month: November 2016
Effective: December 2016



Description: This report shows all active members in Healthy Louisiana as of the effective date above. Members who will be disenrolled at the end of the reporting month are not included. Enrollees who gain and lose eligibility during the reporting month are not included. Enrollees who opt out of Healthy Louisiana during the reporting month are not included

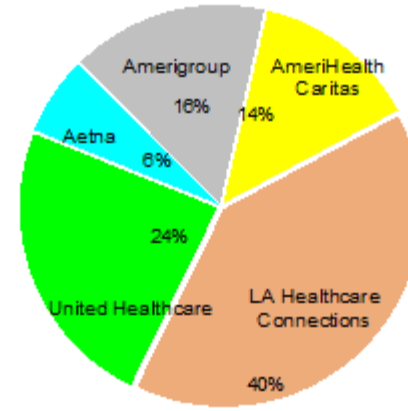
Note: Percentages are rounded to the nearest whole number.

North Total Enrollments



Aetna	21070
Amerigroup	47662
AmeriHealth Caritas	48203
LA Healthcare Connections	93508
United Healthcare	88210
Total:	298653

South Central Total Enrollments



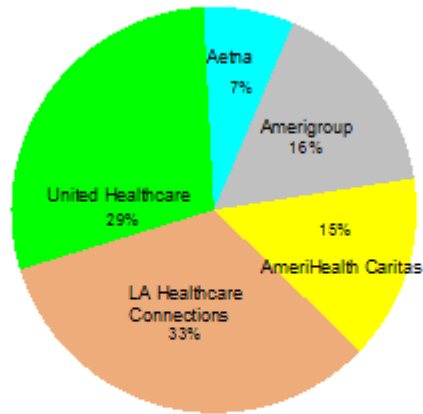
Aetna	24270
Amerigroup	60053
AmeriHealth Caritas	51485
LA Healthcare Connections	149943
United Healthcare	89847
Total:	375598

Description: This report shows all active members in Healthy Louisiana as of the effective date above. Members who will be disenrolled at the end of the reporting month are not included. Enrollees who gain and lose eligibility during the reporting month are not included. Enrollees who opt out of Healthy Louisiana during the reporting month are not included.

Note: Percentages are rounded to the nearest whole number.

Market Share by Plan

Total Enrollments



Aetna	102828
Amerigroup	228566
AmeriHealth Caritas	207785
LA Healthcare Connections	465164
United Healthcare	408841
Total:	1413184

	Aetna	Amerigroup	AmeriHealth Caritas	LA Healthcare Connections	United Healthcare	Total Enrollments
Capital	22,726	47,556	50,347	105,597	101,097	327,323
Gulf	34,762	73,295	57,750	116,116	129,687	411,610
North	21,070	47,662	48,203	93,508	88,210	298,653
South Central	24,270	60,053	51,485	149,943	89,847	375,598
Plan Total	102,828	228,566	207,785	465,164	408,841	1,413,184
Market Share	7%	16%	15%	33%	29%	100%

Description: This report shows all active members in Healthy Louisiana as of the end of the reporting month. Members who will be disenrolled at the end of the reporting month are included in this report. Enrollees who gain and lose eligibility during the reporting month are not included. Enrollees who opt out of Healthy Louisiana during the reporting month are not included.

Note: Percentages are rounded to the nearest whole number.