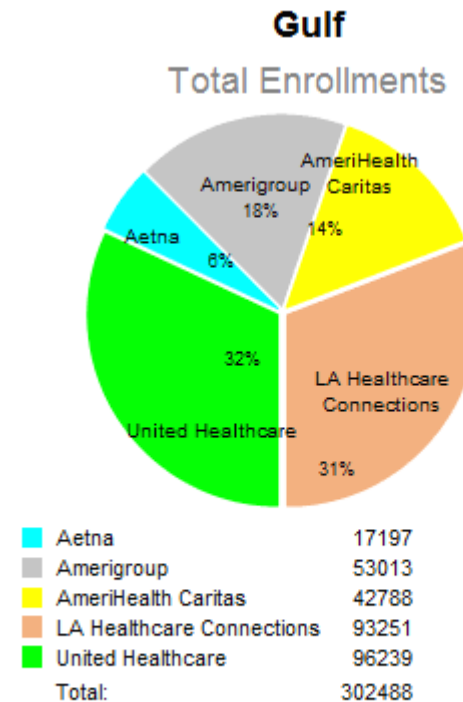
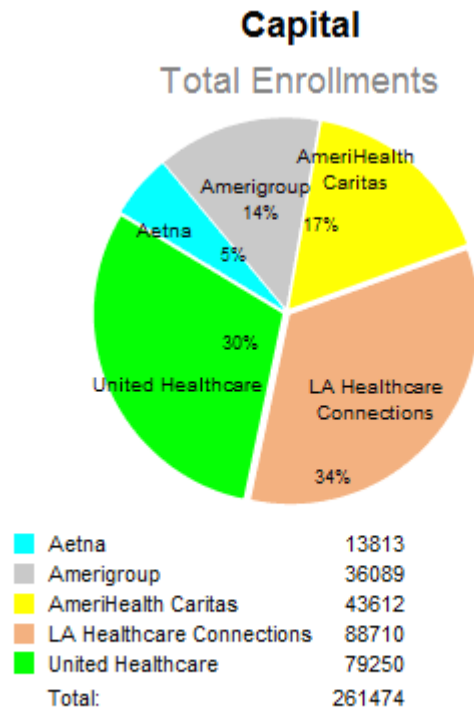


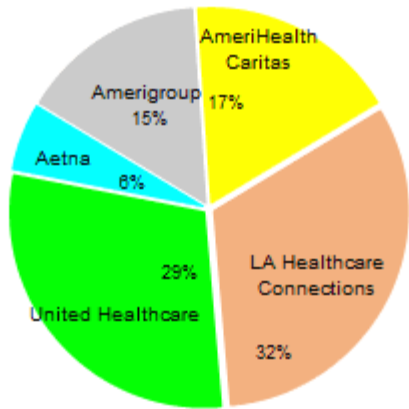
BAYOU HEALTH
Enrollments by Health Plan and Region
Total Active Members
Reporting Month: December 2015



Description: This report shows all active members in Bayou Health as of the effective date above. Members who will be disenrolled at the end of the reporting month are not included. Enrollees who gain and lose eligibility during the reporting month are not included. Enrollees who opt out of Bayou Health during the reporting month are not included

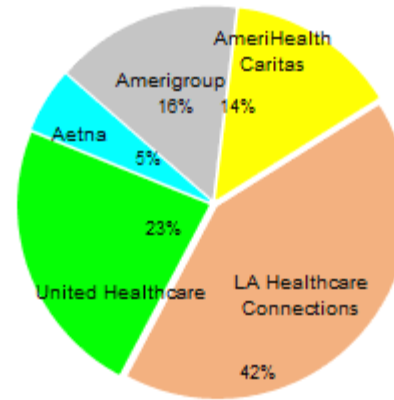
Note: Percentages are rounded to the nearest whole number.

North
Total Enrollments



Aetna	12918
Amerigroup	35736
AmeriHealth Caritas	40217
LA Healthcare Connections	75098
United Healthcare	68317
Total:	232286

South Central
Total Enrollments



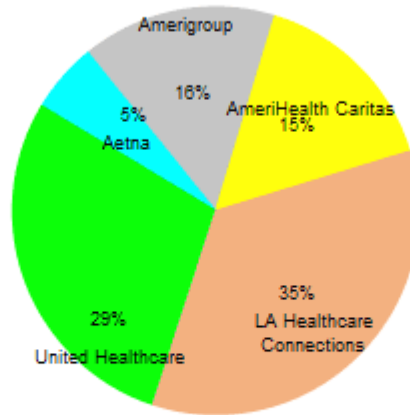
Aetna	15228
Amerigroup	45523
AmeriHealth Caritas	41390
LA Healthcare Connections	120908
United Healthcare	68011
Total:	291060

Description: This report shows all active members in Bayou Health as of the effective date above. Members who will be disenrolled at the end of the reporting month are not included. Enrollees who gain and lose eligibility during the reporting month are not included. Enrollees who opt out of Bayou Health during the reporting month are not included

Note: Percentages are rounded to the nearest whole number.

Market Share by Plan

Total Enrollments



Aetna	59156
Amerigroup	170361
AmeriHealth Caritas	168007
LA Healthcare Connections	377967
United Healthcare	311817
Total:	1087308

	Aetna	Amerigroup	AmeriHealth Caritas	LA Healthcare Connections	United Healthcare	Total Enrollments
Capital	13,813	36,089	43,612	88,710	79,250	261,474
Gulf	17,197	53,013	42,788	93,251	96,239	302,488
North	12,918	35,736	40,217	75,098	68,317	232,286
South Central	15,228	45,523	41,390	120,908	68,011	291,060
Plan Total	59,156	170,361	168,007	377,967	311,817	1,087,308
Market Share	5%	16%	15%	35%	29%	100%

Description: This report shows all active members in Bayou Health as of the end of the reporting month. Members who will be disenrolled at the end of the reporting month are included in this report. Enrollees who gain and lose eligibility during the reporting month are not included. Enrollees who opt out of Bayou Health during the reporting month are not included.

Note: Percentages are rounded to the nearest whole number.