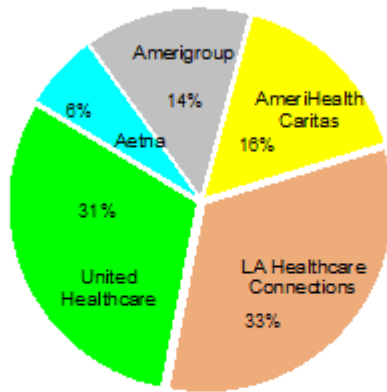


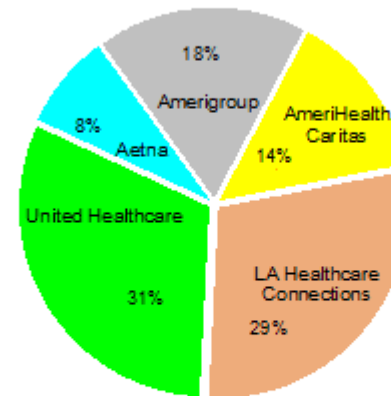
Healthy Louisiana
Enrollments by Health Plan and Region
Total Active Members
Reporting Month: June 2016

Capital
Total Enrollments



Aetna	19386
Amerigroup	42176
AmeriHealth Caritas	48015
LA Healthcare Connections	98124
United Healthcare	91152
Total:	298853

Gulf
Total Enrollments

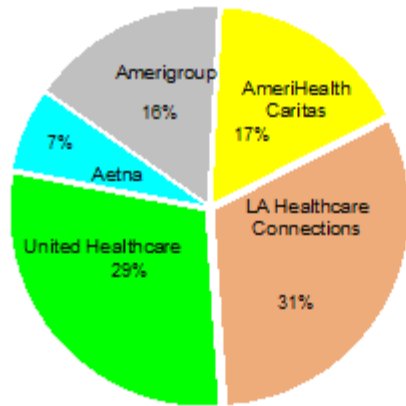


Aetna	30696
Amerigroup	67982
AmeriHealth Caritas	55098
LA Healthcare Connections	110534
United Healthcare	119138
Total:	383448

Description: This report shows all active members in Healthy Louisiana as of the effective date above. Members who will be disenrolled at the end of the reporting month are not included. Enrollees who gain and lose eligibility during the reporting month are not included. Enrollees who opt out of Healthy Louisiana during the reporting month are not included.

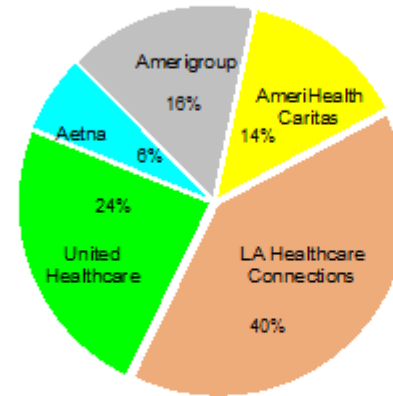
Note: Percentages are rounded to the nearest whole number.

North
Total Enrollments



Aetna	18394
Amerigroup	43543
AmeriHealth Caritas	45784
LA Healthcare Connections	85569
United Healthcare	79341
Total:	272631

South Central
Total Enrollments



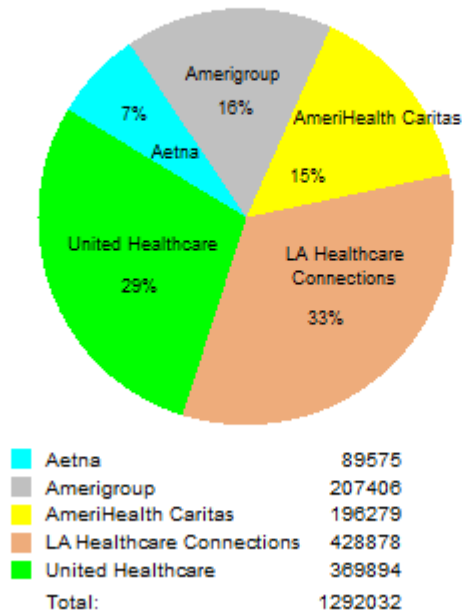
Aetna	21099
Amerigroup	53705
AmeriHealth Caritas	47382
LA Healthcare Connections	134651
United Healthcare	80263
Total:	337100

Description: This report shows all active members in Healthy Louisiana as of the effective date above. Members who will be disenrolled at the end of the reporting month are not included. Enrollees who gain and lose eligibility during the reporting month are not included. Enrollees who opt out of Healthy Louisiana during the reporting month are not included.

Note: Percentages are rounded to the nearest whole number.

Market Share by Plan

Total Enrollments



	Aetna	Amerigroup	AmeriHealth Caritas	LA Healthcare Connections	United Healthcare	Total Enrollments
Capital	19,386	42,176	48,015	98,124	91,152	298,853
Gulf	30,696	67,982	55,098	110,534	119,138	383,448
North	18,394	43,543	45,784	85,569	79,341	272,631
South Central	21,099	53,705	47,382	134,651	80,263	337,100
Plan Total	89,575	207,406	196,279	428,878	369,894	1,292,032
Market Share	7%	16%	15%	33%	29%	100%

Description: This report shows all active members in Healthy Louisiana as of the end of the reporting month. Members who will be disenrolled at the end of the reporting month are included in this report. Enrollees who gain and lose eligibility during the reporting month are not included. Enrollees who opt out of Healthy Louisiana during the reporting month are not included.

Note: Percentages are rounded to the nearest whole number.