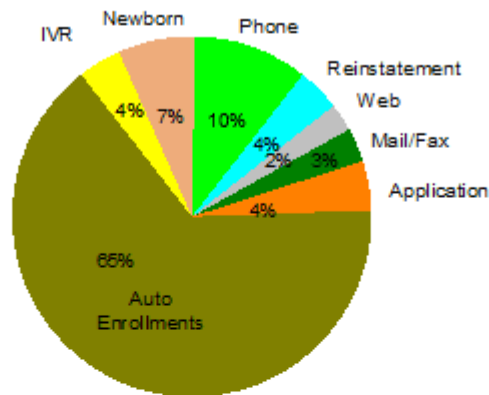


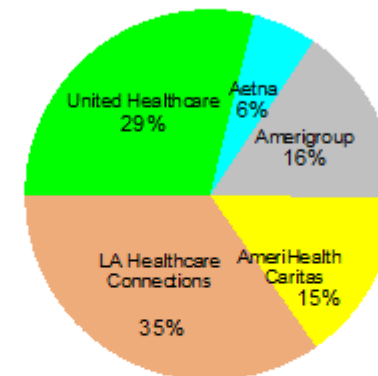
Healthy Louisiana
Enrollments by Health Plan and Source
Total Active Members
Reporting Month: May 2016

Enrollment by Source



Application	47897
Auto Enrollments	694908
IVR	40956
Newborn	75341
Phone	110941
Reinstatement	41325
Web	25506
Mail/Fax	33645
Total:	1070519

Enrollment by Plan



Aetna	59792
Amerigroup	168762
AmeriHealth Caritas	161861
LA Healthcare Connections	371098
United Healthcare	309006
Total:	1070519

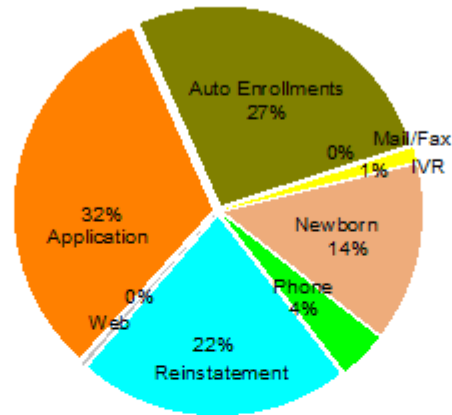
Description: This report shows all active members in Healthy Louisiana as of the effective date above. Members who will be disenrolled at the end of the reporting month are not included. Enrollees who gain and lose eligibility during the reporting month are not included. Enrollees who opt out of Healthy Louisiana during the reporting month are not included.

Note: Percentages are rounded to the nearest whole number.

	Mail/Fax	IVR	Newborn	Phone	Reinstatement	Web	Auto Enrollment	Application	Total Enrollments
Aetna	2,201	1,414	3,705	3,003	1,191	1,192	43,185	3,901	59,792
Amerigroup	7,673	8,956	17,847	28,053	8,481	5,221	84,321	8,210	168,762
AmeriHealth Caritas	7,754	8,213	15,908	24,616	8,395	4,345	88,627	4,003	161,861
LA Healthcare Connections	8,859	13,189	25,001	39,321	15,127	9,708	247,835	12,058	371,098
United Healthcare	7,158	9,184	12,880	15,948	8,131	5,040	230,940	19,725	309,006
Total	33,645	40,956	75,341	110,941	41,325	25,506	694,908	47,897	1,070,519

Description: This report shows all active members in Healthy Louisiana as of the end of the reporting month. Members who will be disenrolled at the end of the reporting month are not included in this report. Enrollees who gain and lose eligibility during the reporting month are not included. Enrollees who opt out of Healthy Louisiana during the reporting month are not included.

Enrollment by Source - Monthly



Application	5731
Auto Enrollments	4881
IVR	176
Mail/Fax	11
Newborn	2605
Phone	748
Reinstatement	3964
Web	51
Total:	18167

	Mail/Fax	IVR	Newborn	Phone	Reinstatement	Web	Auto Enrollments	Application	Total Enrollments
Aetna	0	8	192	35	175	3	751	469	1,633
Amerigroup	4	25	482	117	615	5	893	999	3,140
AmeriHealth Caritas	1	10	300	49	564	5	917	519	2,365
LA Healthcare Connections	2	76	805	352	1,389	19	1,238	1,481	5,362
UnitedHealthcare	4	57	826	195	1,221	19	1,082	2,263	5,667
Total	11	176	2,605	748	3,964	51	4,881	5,731	18,167

Description: This report shows new enrollments and transfers for the reporting month. Members who transfer plan during the reporting month will only be counted once for the month, regardless of how many times the member transfers during the month. Members who will be disenrolled at the end of the reporting month are not included in this report. Enrollees who gain and lose eligibility during the reporting month are not included. Enrollees who opt out of Healthy Louisiana during the reporting month are not included.

Note: Percentages are rounded to the nearest whole number.