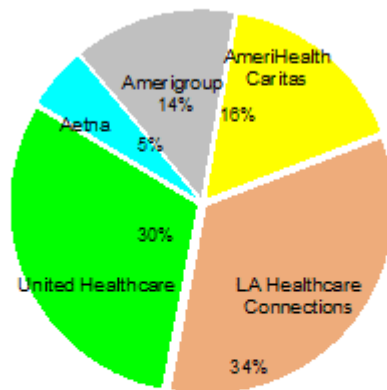


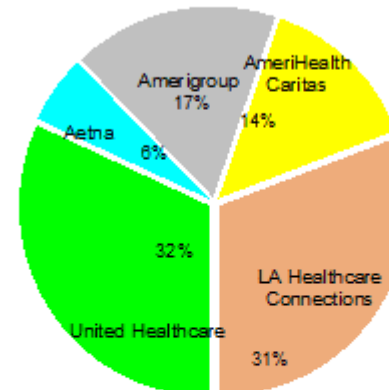
BAYOU HEALTH
Enrollments by Health Plan and Region
Total Active Members
Reporting Month: February 2016

Capital
 Total Enrollments



Aetna	13987
Amerigroup	36044
AmeriHealth Caritas	42974
LA Healthcare Connections	88429
United Healthcare	79335
Total:	260769

Gulf
 Total Enrollments

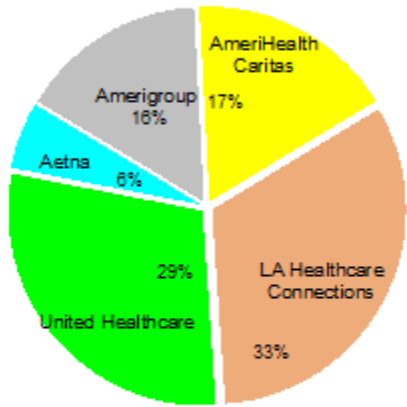


Aetna	17580
Amerigroup	52766
AmeriHealth Caritas	42254
LA Healthcare Connections	92514
United Healthcare	96446
Total:	301560

Description: This report shows all active members in Bayou Health as of the effective date above. Members who will be disenrolled at the end of the reporting month are not included. Enrollees who gain and lose eligibility during the reporting month are not included. Enrollees who opt out of Bayou Health during the reporting month are not included

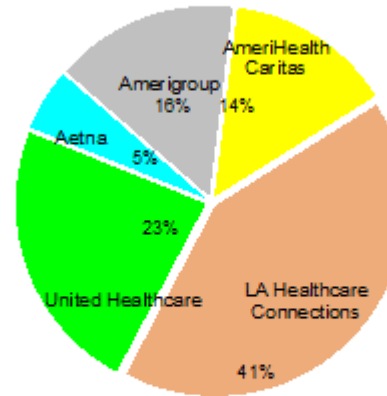
Note: Percentages are rounded to the nearest whole number.

North
Total Enrollments



Aetna	13182
Amerigroup	36076
AmeriHealth Caritas	39626
LA Healthcare Connections	75752
United Healthcare	67807
Total:	232443

South Central
Total Enrollments



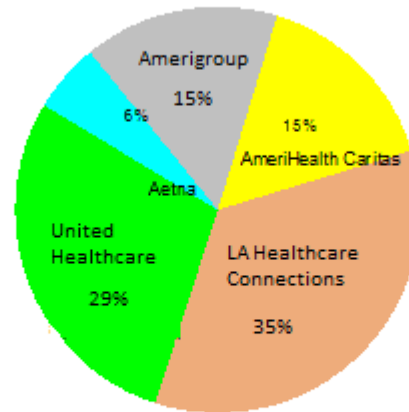
Aetna	15394
Amerigroup	45682
AmeriHealth Caritas	41163
LA Healthcare Connections	120843
United Healthcare	68217
Total:	291299

Description: This report shows all active members in Bayou Health as of the effective date above. Members who will be disenrolled at the end of the reporting month are not included. Enrollees who gain and lose eligibility during the reporting month are not included. Enrollees who opt out of Bayou Health during the reporting month are not included

Note: Percentages are rounded to the nearest whole number.

Market Share by Plan

Total Enrollments



Aetna	60143
Amerigroup	170568
AmeriHealth Caritas	166017
LA Healthcare Connections	377538
United Healthcare	311805
Total:	1086071

	Aetna	Amerigroup	AmeriHealth Caritas	LA Healthcare Connections	United Healthcare	Total Enrollments
Capital	13,987	36,044	42,974	88,429	79,335	260,769
Gulf	17,580	52,766	42,254	92,514	96,446	301,560
North	13,182	36,076	39,626	75,752	67,807	232,443
South Central	15,394	45,682	41,163	120,843	68,217	291,299
Plan Total	60,143	170,568	166,017	377,538	311,805	1,086,071
Market Share	6%	16%	15%	35%	29%	100%

Description: This report shows all active members in Bayou Health as of the end of the reporting month. Members who will be disenrolled at the end of the reporting month are included in this report. Enrollees who gain and lose eligibility during the reporting month are not included. Enrollees who opt out of Bayou Health during the reporting month are not included.

Note: Percentages are rounded to the nearest whole number.