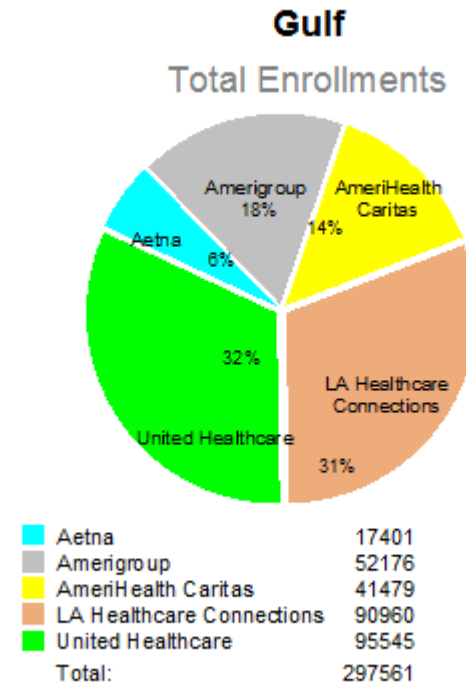
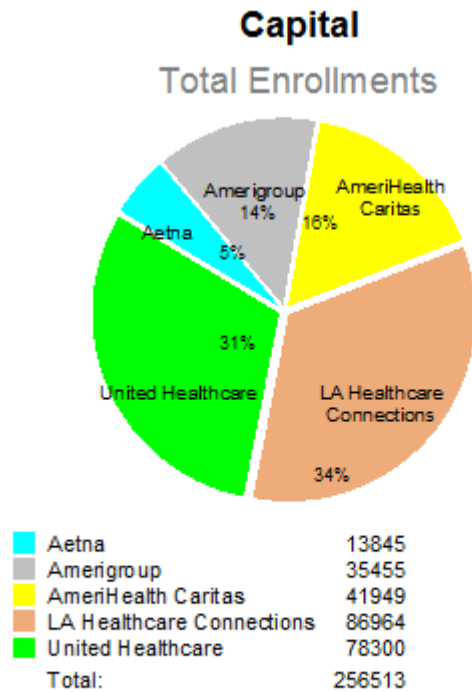


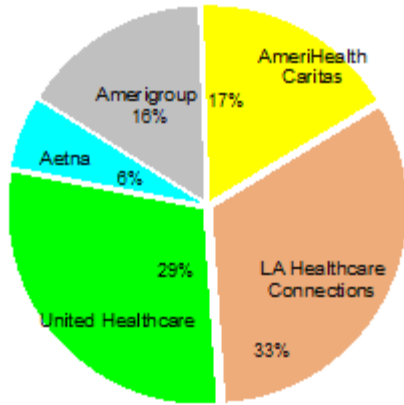
BAYOU HEALTH
Enrollments by Health Plan and Region
Total Active Members
Reporting Month: April 2016



Description: This report shows all active members in Bayou Health as of the effective date above. Members who will be disenrolled at the end of the reporting month are not included. Enrollees who gain and lose eligibility during the reporting month are not included. Enrollees who opt out of Bayou Health during the reporting month are not included

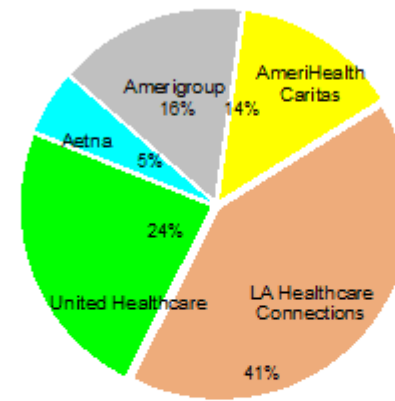
Note: Percentages are rounded to the nearest whole number.

North
Total Enrollments



Aetna	13 115
Amerigroup	35 888
AmeriHealth Caritas	38 938
LA Healthcare Connections	74 815
United Healthcare	67 126
Total:	229 882

South Central
Total Enrollments



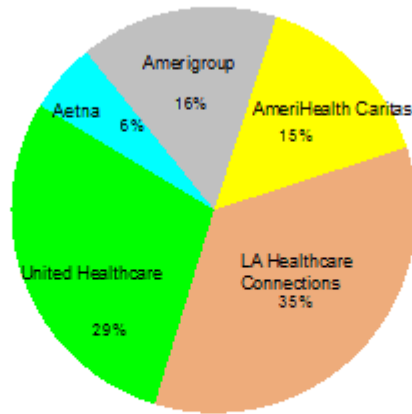
Aetna	15 254
Amerigroup	45 295
AmeriHealth Caritas	40 411
LA Healthcare Connections	119 403
United Health care	67 813
Total:	288 176

Description: This report shows all active members in Bayou Health as of the effective date above. Members who will be disenrolled at the end of the reporting month are not included. Enrollees who gain and lose eligibility during the reporting month are not included. Enrollees who opt out of Bayou Health during the reporting month are not included

Note: Percentages are rounded to the nearest whole number.

Market Share by Plan

Total Enrollments



Aetna	59615
Amerigroup	168814
AmeriHealth Caritas	162777
LA Healthcare Connections	372142
United Healthcare	308784
Total:	1072132

	Aetna	Amerigroup	AmeriHealth Caritas	LA Healthcare Connections	United Healthcare	Total Enrollments
Capital	13,845	35,455	41,949	86,964	78,300	256,513
Gulf	17,401	52,176	41,479	90,960	95,545	297,561
North	13,115	35,888	38,938	74,815	67,126	229,882
South Central	15,254	45,295	40,411	119,403	67,813	288,176
Plan Total	59,615	168,814	162,777	372,142	308,784	1,072,132
Market Share	6%	16%	15%	35%	29%	100%

Description: This report shows all active members in Bayou Health as of the end of the reporting month. Members who will be disenrolled at the end of the reporting month are included in this report. Enrollees who gain and lose eligibility during the reporting month are not included. Enrollees who opt out of Bayou Health during the reporting month are not included.

Note: Percentages are rounded to the nearest whole number.