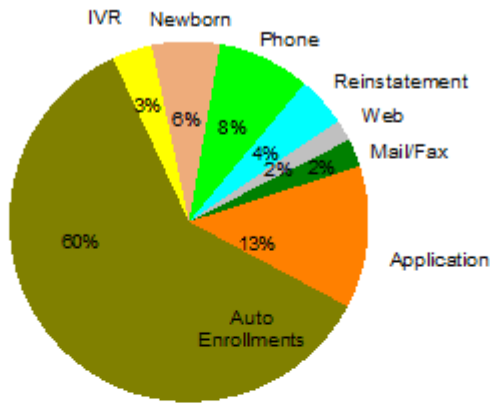


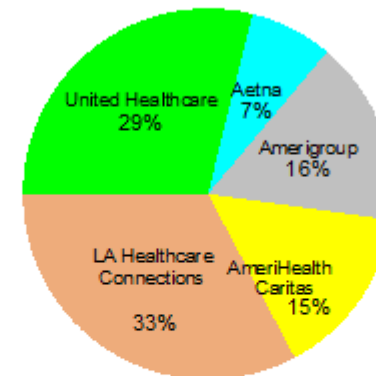
Healthy Louisiana
Enrollments by Health Plan and Source
Total Active Members
Reporting Month: October 2016
Effective: November 2016

Enrollment by Source



Application	179057
Auto Enrollments	846321
IVR	47123
Newborn	86567
Phone	117446
Reinstatement	61665
Web	28110
Mail/Fax	34754
Total:	1401043

Enrollment by Plan



Aetna	102550
Amerigroup	225665
AmeriHealth Caritas	209005
LA Healthcare Connections	458595
United Healthcare	405228
Total:	1401043

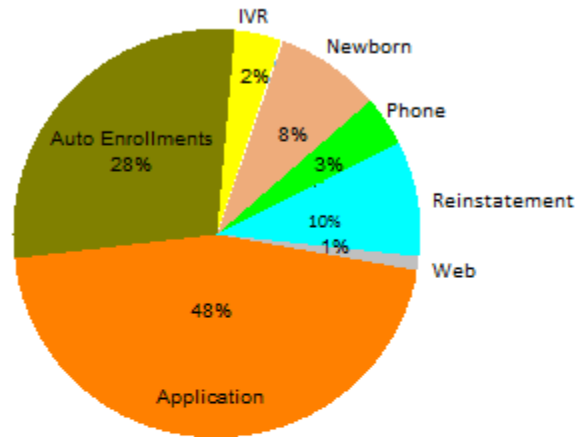
Description: This report shows all active members in Healthy Louisiana as of the effective date above. Members who will be disenrolled at the end of the reporting month are not included. Enrollees who gain and lose eligibility during the reporting month are not included. Enrollees who opt out of Healthy Louisiana during the reporting month are not included.

Note: Percentages are rounded to the nearest whole number.

	Mail/Fax	IVR	Newborn	Phone	Reinstatement	Web	Auto Enrollment	Application	Total Enrollments
Aetna	2,474	2,238	4,286	4,113	2,340	1,574	68,505	17,020	102,550
Amerigroup	7,669	9,797	19,473	28,493	11,454	5,553	115,565	27,661	225,665
AmeriHealth Caritas	7,909	8,583	16,749	24,151	11,260	4,557	119,174	16,622	209,005
LA Healthcare Connections	9,150	15,083	28,995	41,700	22,080	10,424	282,842	48,321	458,595
United Healthcare	7,552	11,422	17,064	18,989	14,531	6,002	260,235	69,433	405,228
Total	34,754	47,123	86,567	117,446	61,665	28,110	846,321	179,057	1,401,043

Description: This report shows all active members in Healthy Louisiana as of the end of the reporting month. Members who will be disenrolled at the end of the reporting month are not included in this report. Enrollees who gain and lose eligibility during the reporting month are not included. Enrollees who opt out of Healthy Louisiana during the reporting month are not included.

Enrollment by Source - Monthly



Application	18217
Auto Enrollments	10851
IVR	904
Mail/Fax	14
Newborn	3235
Phone	1152
Reinstatement	3571
Web	257
Total:	38201

	Mail/Fax	IVR	Newborn	Phone	Reinstatement	Web	Auto Enrollments	Application	Total Enrollments
Aetna	1	69	217	61	212	19	2,092	1,817	4,488
Amerigroup	0	146	549	194	563	48	1,781	2,875	6,156
AmeriHealth Caritas	0	63	399	85	493	15	2,304	1,684	5,043
LA Healthcare Connections	5	333	1,041	482	1,260	101	2,158	5,183	10,563
United Healthcare	8	293	1,029	330	1,043	74	2,516	6,658	11,951
Total	14	904	3,235	1,152	3,571	257	10,851	18,217	38,201

Description: This report shows new enrollments and transfers for the reporting month. Members who transfer plan during the reporting month will only be counted once for the month, regardless of how many times the member transfers during the month. Members who will be disenrolled at the end of the reporting month are not included in this report. Enrollees who gain and lose eligibility during the reporting month are not included.

Note: Percentages are rounded to the nearest whole number.