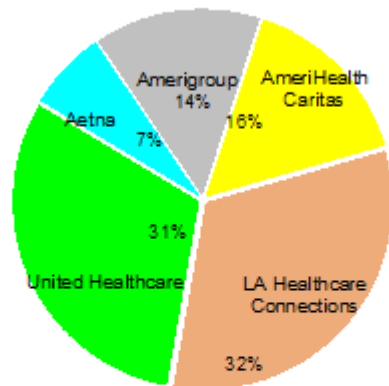


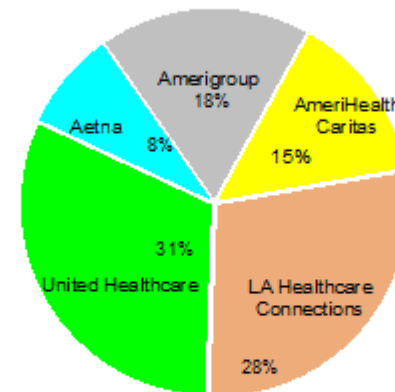
Healthy Louisiana
Enrollments by Health Plan and Region
Total Active Members
Reporting Month: October 2016
Effective: November 2016

Capital
Total Enrollments



Aetna	22709
Amerigroup	46781
AmeriHealth Caritas	50761
LA Healthcare Connections	104926
United Healthcare	100430
Total:	325607

Gulf
Total Enrollments

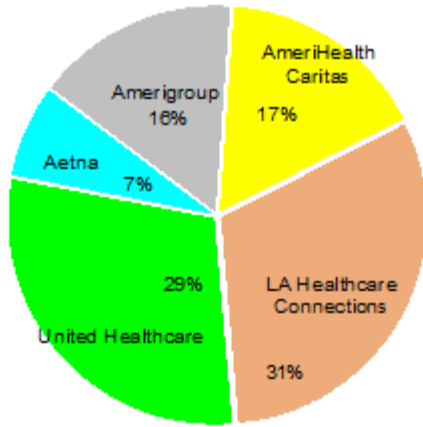


Aetna	34454
Amerigroup	72358
AmeriHealth Caritas	57837
LA Healthcare Connections	115475
United Healthcare	128064
Total:	408188

Description: This report shows all active members in Healthy Louisiana as of the effective date above. Members who will be disenrolled at the end of the reporting month are not included. Enrollees who gain and lose eligibility during the reporting month are not included. Enrollees who opt out of Healthy Louisiana during the reporting month are not included

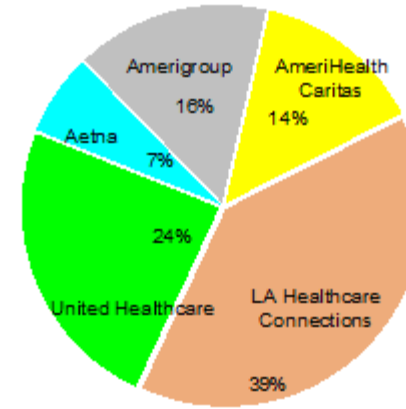
Note: Percentages are rounded to the nearest whole number.

North Total Enrollments



Aetna	21061
Amerigroup	47363
AmeriHealth Caritas	48788
LA Healthcare Connections	92015
United Healthcare	87413
Total:	296640

South Central Total Enrollments



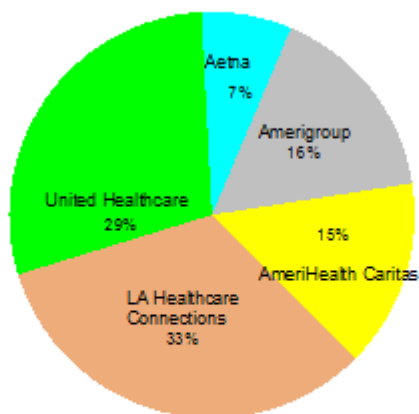
Aetna	24326
Amerigroup	59163
AmeriHealth Caritas	51619
LA Healthcare Connections	146179
United Healthcare	89321
Total:	370608

Description: This report shows all active members in Healthy Louisiana as of the effective date above. Members who will be disenrolled at the end of the reporting month are not included. Enrollees who gain and lose eligibility during the reporting month are not included. Enrollees who opt out of Healthy Louisiana during the reporting month are not included.

Note: Percentages are rounded to the nearest whole number.

Market Share by Plan

Total Enrollments



Aetna	102550
Amerigroup	225665
AmeriHealth Caritas	209005
LA Healthcare Connections	458595
United Healthcare	405228
Total:	1401043

	Aetna	Amerigroup	AmeriHealth Caritas	LA Healthcare Connections	United Healthcare	Total Enrollments
Capital	22,709	46,781	50,761	104,926	100,430	325,607
Gulf	34,454	72,358	57,837	115,475	128,064	408,188
North	21,061	47,363	48,788	92,015	87,413	296,640
South Central	24,326	59,163	51,619	146,179	89,321	370,608
Plan Total	102,550	225,665	209,005	458,595	405,228	1,401,043
Market Share	7%	16%	15%	33%	29%	100%

Description: This report shows all active members in Healthy Louisiana as of the end of the reporting month. Members who will be disenrolled at the end of the reporting month are included in this report. Enrollees who gain and lose eligibility during the reporting month are not included. Enrollees who opt out of Healthy Louisiana during the reporting month are not included.

Note: Percentages are rounded to the nearest whole number.