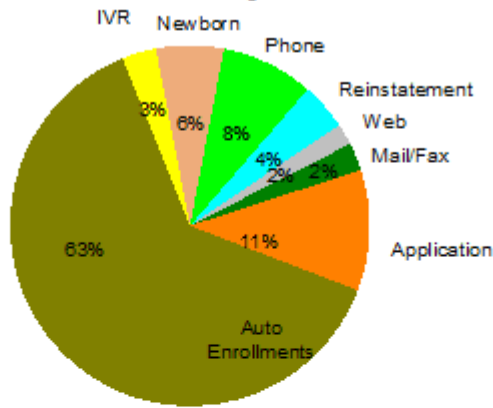


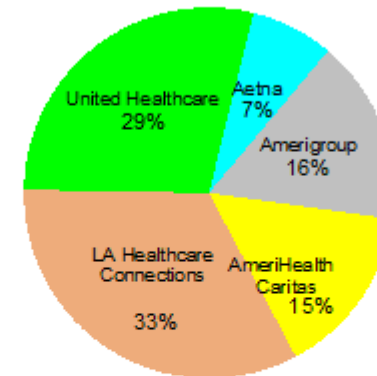
Healthy Louisiana
Enrollments by Health Plan and Source
Total Active Members
Reporting Month: August 2016
Effective: September 2016

Enrollment by Source



| | |
|------------------|----------------|
| Application | 147039 |
| Auto Enrollments | 853389 |
| IVR | 42838 |
| Newborn | 82209 |
| Phone | 113559 |
| Reinstatement | 56831 |
| Web | 26030 |
| Mail/Fax | 32444 |
| Total: | 1354339 |

Enrollment by Plan



| | |
|---------------------------|----------------|
| Aetna | 97287 |
| Amerigroup | 218273 |
| AmeriHealth Caritas | 203702 |
| LA Healthcare Connections | 445714 |
| United Healthcare | 389363 |
| Total: | 1354339 |

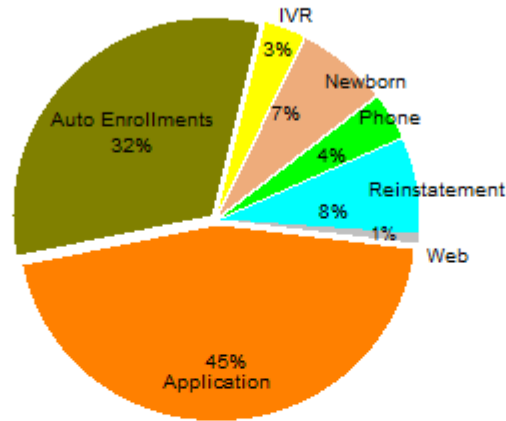
Description: This report shows all active members in Healthy Louisiana as of the effective date above. Members who will be disenrolled at the end of the reporting month are not included. Enrollees who gain and lose eligibility during the reporting month are not included. Enrollees who opt out of Healthy Louisiana during the reporting month are not included.

Note: Percentages are rounded to the nearest whole number.

| | Mail/Fax | IVR | Newborn | Phone | Reinstatement | Web | Auto Enrollment | Application | Total Enrollments |
|---------------------------|---------------|---------------|---------------|----------------|---------------|---------------|-----------------|----------------|-------------------|
| Aetna | 2,137 | 1,648 | 4,127 | 3,546 | 2,129 | 1,312 | 68,240 | 14,148 | 97,287 |
| Amerigroup | 7,391 | 9,161 | 18,880 | 28,043 | 10,869 | 5,240 | 115,891 | 22,794 | 218,273 |
| AmeriHealth Caritas | 7,446 | 8,111 | 16,481 | 24,036 | 10,693 | 4,270 | 119,130 | 13,535 | 203,702 |
| LA Healthcare Connections | 8,560 | 13,840 | 27,321 | 40,576 | 20,236 | 9,938 | 286,394 | 38,845 | 445,714 |
| United Healthcare | 6,910 | 10,078 | 15,400 | 17,358 | 12,904 | 5,270 | 263,726 | 57,717 | 389,363 |
| Total | 32,444 | 42,838 | 82,209 | 113,559 | 56,831 | 26,030 | 853,381 | 147,039 | 1,354,339 |

Description: This report shows all active members in Healthy Louisiana as of the end of the reporting month. Members who will be disenrolled at the end of the reporting month are not included in this report. Enrollees who gain and lose eligibility during the reporting month are not included. Enrollees who opt out of Healthy Louisiana during the reporting month are not included.

Enrollment by Source - Monthly



| | |
|------------------|--------------|
| Application | 20493 |
| Auto Enrollments | 14888 |
| IVR | 1450 |
| Newborn | 3330 |
| Phone | 1798 |
| Reinstatement | 3577 |
| Web | 405 |
| Total: | 45941 |

| | Mail/Fax | IVR | Newborn | Phone | Reinstatement | Web | Auto Enrollments | Application | Total Enrollments |
|---------------------------|----------|--------------|--------------|--------------|---------------|------------|------------------|---------------|-------------------|
| Aetna | 0 | 106 | 216 | 87 | 204 | 48 | 2,575 | 2,134 | 5,370 |
| Amerigroup | 0 | 247 | 615 | 325 | 596 | 65 | 2,875 | 3,054 | 7,777 |
| AmeriHealth Caritas | 0 | 122 | 403 | 148 | 513 | 40 | 2,895 | 1,925 | 6,046 |
| LA Healthcare Connections | 0 | 434 | 1,073 | 706 | 1,148 | 133 | 3,405 | 5,794 | 12,693 |
| United Healthcare | 0 | 541 | 1,023 | 532 | 1,116 | 119 | 3,138 | 7,586 | 14,055 |
| Total | 0 | 1,450 | 3,330 | 1,798 | 3,577 | 405 | 14,888 | 20,493 | 45,941 |

Description: This report shows new enrollments and transfers for the reporting month. Members who transfer plan during the reporting month will only be counted once for the month, regardless of how many times the member transfers during the month. Members who will be disenrolled at the end of the reporting month are not included in this report. Enrollees who gain and lose eligibility during the reporting month are not included.

Note: Percentages are rounded to the nearest whole number.