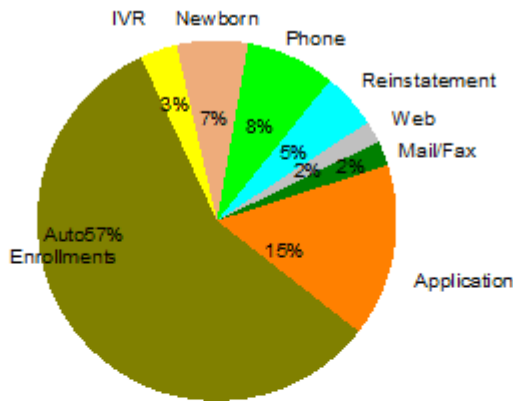


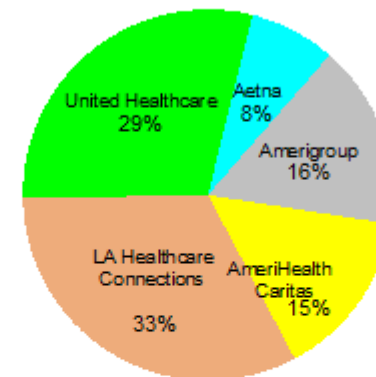
**Healthy Louisiana**  
**Enrollments by Health Plan and Source**  
**Total Active Members**  
**Reporting Month: March 2017**  
**Effective: April 2017**

**Enrollment by Source**



Application	226 125
Auto Enrollments	840 295
IVR	48 693
Newborn	96 450
Phone	114 647
Reinstatement	74 906
Web	27 684
Mail/Fax	33 012
<b>Total:</b>	<b>1 461 812</b>

**Enrollment by Plan**



Aetna	110 873
Amerigroup	235 998
AmeriHealth Caritas	212 907
LA Healthcare Connections	476 828
United Healthcare	425 206
<b>Total:</b>	<b>1 461 812</b>

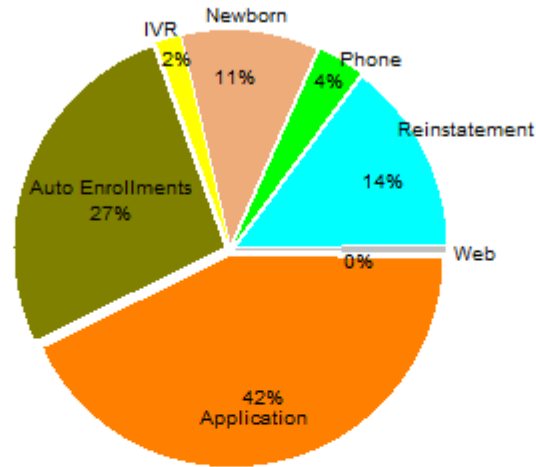
**Description:** This report shows all active members in Healthy Louisiana as of the effective date above. Members who will be disenrolled at the end of the reporting month are not included. Enrollees who gain and lose eligibility during the reporting month are not included. Enrollees who opt out of Healthy Louisiana during the reporting month are not included.

**Note:** Percentages are rounded to the nearest whole number.

	Mail/Fax	IVR	Newborn	Phone	Reinstatement	Web	Auto Enrollment	Application	Total Enrollments
Aetna	2,143	2,148	4,748	3,456	3,333	1,600	71,530	21,915	110,873
Amerigroup	7,299	9,768	21,088	27,217	13,443	5,456	117,294	34,433	235,998
AmeriHealth Caritas	6,967	7,889	17,732	22,277	12,881	4,053	120,090	21,018	212,907
LA Healthcare Connections	9,308	16,417	32,400	42,378	26,421	10,730	276,727	62,447	476,828
UnitedHealthcare	7,295	12,471	20,482	19,319	18,828	5,845	254,654	86,312	425,206
<b>Total</b>	<b>33,012</b>	<b>48,693</b>	<b>96,450</b>	<b>114,647</b>	<b>74,906</b>	<b>27,684</b>	<b>840,295</b>	<b>226,125</b>	<b>1,461,812</b>

**Description:** This report shows all active members in Healthy Louisiana as of the end of the reporting month. Members who will be disenrolled at the end of the reporting month are not included in this report. Enrollees who gain and lose eligibility during the reporting month are not included. Enrollees who opt out of Healthy Louisiana during the reporting month are not included.

## Enrollment by Source - Monthly



Application	13366
Auto Enrollments	8386
IVR	640
Newborn	3174
Phone	1199
Reinstatement	4557
Web	140
<b>Total:</b>	<b>31462</b>

	Mail/Fax	IVR	Newborn	Phone	Reinstatement	Web	Auto Enrollments	Application	Total Enrollments
Aetna	0	56	214	51	318	22	1,490	1,418	<b>3,569</b>
Amerigroup	0	68	551	225	734	18	1,652	1,944	<b>5,192</b>
AmeriHealth Caritas	0	57	429	73	649	11	1,636	1,271	<b>4,126</b>
LA Healthcare Connections	0	224	1,020	491	1,502	44	1,871	3,871	<b>9,023</b>
UnitedHealthcare	0	235	960	359	1,354	45	1,737	4,862	<b>9,552</b>
<b>Total</b>	<b>0</b>	<b>640</b>	<b>3,174</b>	<b>1,199</b>	<b>4,557</b>	<b>140</b>	<b>8,386</b>	<b>13,366</b>	<b>31,462</b>

**Description:** This report shows new enrollments and transfers for the reporting month. Members who transfer plan during the reporting month will only be counted once for the month, regardless of how many times the member transfers during the month. Members who will be disenrolled at the end of the reporting month are not included in this report. Enrollees who gain and lose eligibility during the reporting month are not included.

**Note:** Percentages are rounded to the nearest whole number.