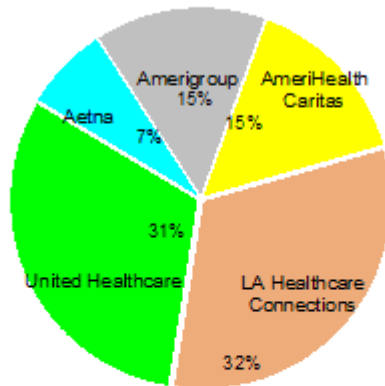


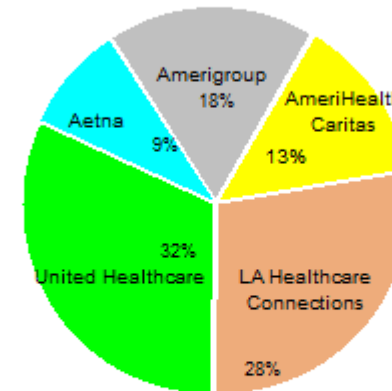
Healthy Louisiana
Enrollments by Health Plan and Region
Total Active Members
Reporting Month: March 2017
Effective: April 2017

Capital
Total Enrollments



Aetna	25 008
Amerigroup	49 463
AmeriHealth Caritas	51 531
LA Healthcare Connections	108 356
United Healthcare	105 509
Total:	339 867

Gulf
Total Enrollments

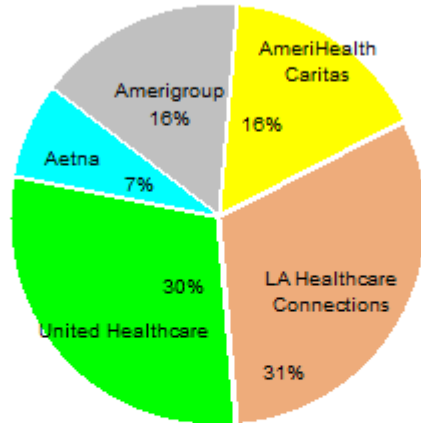


Aetna	37 322
Amerigroup	75 235
AmeriHealth Caritas	59 344
LA Healthcare Connections	118 446
United Healthcare	135 045
Total:	425 392

Description: This report shows all active members in Healthy Louisiana as of the effective date above. Members who will be disenrolled at the end of the reporting month are not included. Enrollees who gain and lose eligibility during the reporting month are not included. Enrollees who opt out of Healthy Louisiana during the reporting month are not included

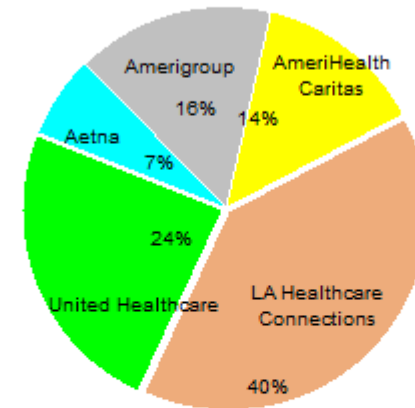
Note: Percentages are rounded to the nearest whole number.

North Total Enrollments



Aetna	22624
Amerigroup	49296
AmeriHealth Caritas	49133
LA Healthcare Connections	95818
United Healthcare	91113
Total:	307984

South Central Total Enrollments



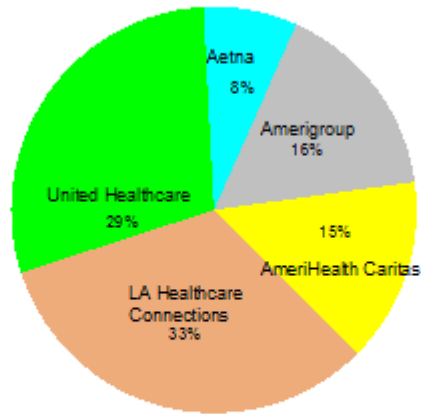
Aetna	25919
Amerigroup	62004
AmeriHealth Caritas	52899
LA Healthcare Connections	154208
United Healthcare	93539
Total:	388569

Description: This report shows all active members in Healthy Louisiana as of the effective date above. Members who will be disenrolled at the end of the reporting month are not included. Enrollees who gain and lose eligibility during the reporting month are not included. Enrollees who opt out of Healthy Louisiana during the reporting month are not included.

Note: Percentages are rounded to the nearest whole number.

Market Share by Plan

Total Enrollments



Aetna	110873
Amerigroup	235998
AmeriHealth Caritas	212907
LA Healthcare Connections	476828
United Healthcare	425206
Total:	1461812

	Aetna	Amerigroup	AmeriHealth Caritas	LA Healthcare Connections	United Healthcare	Total Enrollments
Capital	25,008	49,463	51,531	108,356	105,509	339,867
Gulf	37,322	75,235	59,344	118,446	135,045	425,392
North	22,624	49,296	49,133	95,818	91,113	307,984
South Central	25,919	62,004	52,899	154,208	93,539	388,569
Plan Total	110,873	235,998	212,907	476,828	425,206	1,461,812
Market Share	8%	16%	15%	33%	29%	100%

Description: This report shows all active members in Healthy Louisiana as of the end of the reporting month. Members who will be disenrolled at the end of the reporting month are included in this report. Enrollees who gain and lose eligibility during the reporting month are not included. Enrollees who opt out of Healthy Louisiana during the reporting month are not included.

Note: Percentages are rounded to the nearest whole number.