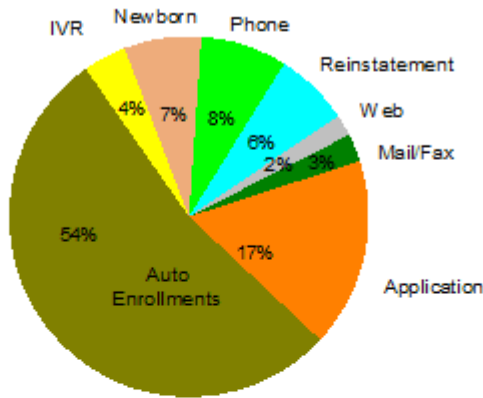


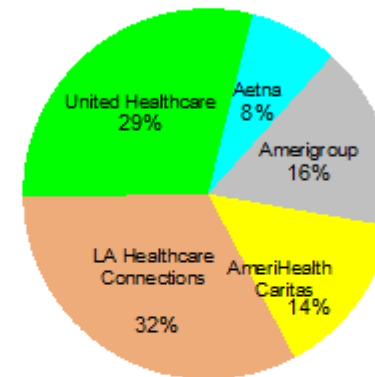
Healthy Louisiana
Enrollments by Health Plan and Source
Total Active Members
Reporting Month: August 2017
Effective: September 2017

Enrollment by Source



Application	246069
Auto Enrollments	782364
IVR	53550
Newborn	103151
Phone	114353
Reinstatement	94875
Web	29130
Mail/Fax	37069
Total:	1460561

Enrollment by Plan



Aetna	112208
Amerigroup	235729
AmeriHealth Caritas	210020
LA Healthcare Connections	474664
United Healthcare	427940
Total:	1460561

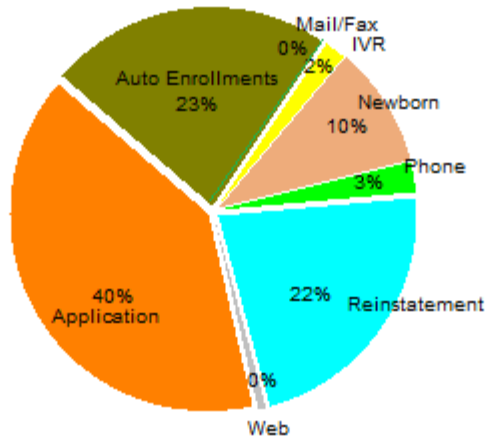
Description: This report shows all active members in Healthy Louisiana as of the effective date above. Members who will be disenrolled at the end of the reporting month are not included. Enrollees who gain and lose eligibility during the reporting month are not included. Enrollees who opt out of Healthy Louisiana during the reporting month are not included.

Note: Percentages are rounded to the nearest whole number.

	Mail/Fax	IVR	Newborn	Phone	Reinstatement	Web	Auto Enrollment	Application	Total Enrollments
Aetna	2,957	3,149	5,179	4,021	4,482	2,026	67,079	23,315	112,208
Amerigroup	7,852	10,316	21,672	26,326	16,359	5,504	109,909	37,791	235,729
AmeriHealth Caritas	7,630	8,344	18,106	21,337	15,385	4,288	112,184	22,746	210,020
LA Healthcare Connections	10,364	17,852	34,819	42,309	33,143	10,849	256,655	68,673	474,664
UnitedHealthcare	8,266	13,889	23,375	20,360	25,506	6,463	236,537	93,544	427,940
Total	37,069	53,550	103,151	114,353	94,875	29,130	782,364	246,069	1,460,561

Description: This report shows all active members in Healthy Louisiana as of the end of the reporting month. Members who will be disenrolled at the end of the reporting month are not included in this report. Enrollees who gain and lose eligibility during the reporting month are not included. Enrollees who opt out of Healthy Louisiana during the reporting month are not included.

Enrollment by Source - Monthly



Application	14095
Auto Enrollments	8060
IVR	549
Mail/Fax	16
Newborn	3504
Phone	930
Reinstatement	7811
Web	167
Total:	35132

	Mail/Fax	IVR	Newborn	Phone	Reinstatement	Web	Auto Enrollments	Application	Total Enrollments
Aetna	0	37	233	47	495	37	1,435	1,356	3,640
Amerigroup	1	84	569	151	1,205	39	1,569	2,467	6,085
AmeriHealth Caritas	1	39	484	56	1,129	11	1,557	1,224	4,501
LA Healthcare Connections	9	201	1,121	427	2,619	45	1,795	4,024	10,241
UnitedHealthcare	5	188	1,097	249	2,363	35	1,704	5,024	10,665
Total	16	549	3,504	930	7,811	167	8,060	14,095	35,132

Description: This report shows new enrollments and transfers for the reporting month. Members who transfer plan during the reporting month will only be counted once for the month, regardless of how many times the member transfers during the month. Members who will be disenrolled at the end of the reporting month are not included in this report. Enrollees who gain and lose eligibility during the reporting month are not included.

Note: Percentages are rounded to the nearest whole number.