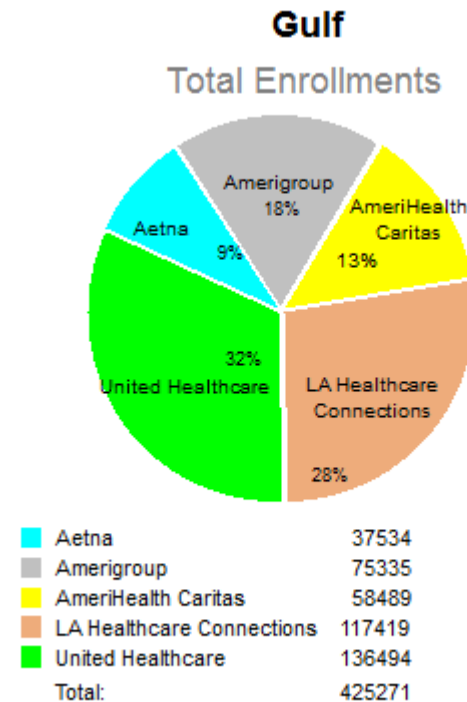
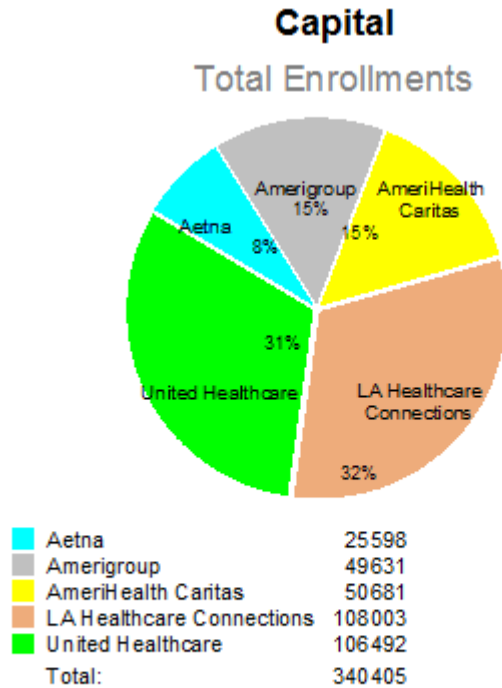


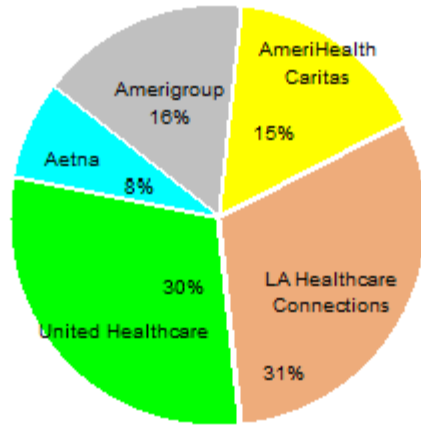
Healthy Louisiana
Enrollments by Health Plan and Region
Total Active Members
Reporting Month: August 2017
Effective: September 2017



Description: This report shows all active members in Healthy Louisiana as of the effective date above. Members who will be disenrolled at the end of the reporting month are not included. Enrollees who gain and lose eligibility during the reporting month are not included. Enrollees who opt out of Healthy Louisiana during the reporting month are not included

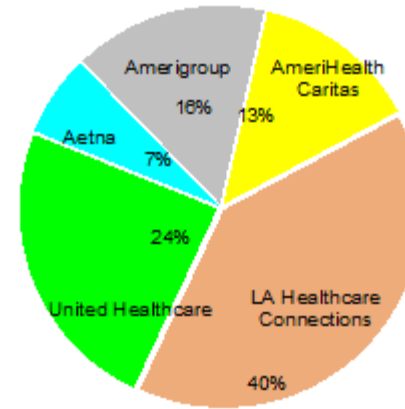
Note: Percentages are rounded to the nearest whole number.

North Total Enrollments



Aetna	23077
Amerigroup	49141
AmeriHealth Caritas	48706
LA Healthcare Connections	95527
United Healthcare	91200
Total:	307651

South Central Total Enrollments



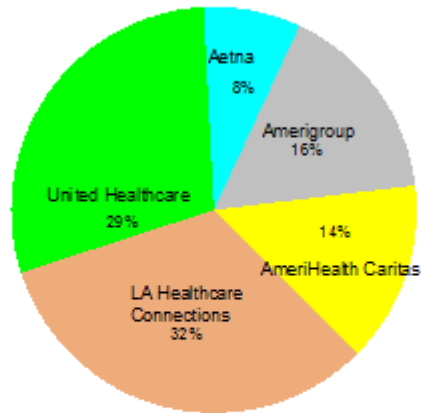
Aetna	25999
Amerigroup	61622
AmeriHealth Caritas	52144
LA Healthcare Connections	153715
United Healthcare	93754
Total:	387234

Description: This report shows all active members in Healthy Louisiana as of the effective date above. Members who will be disenrolled at the end of the reporting month are not included. Enrollees who gain and lose eligibility during the reporting month are not included. Enrollees who opt out of Healthy Louisiana during the reporting month are not included.

Note: Percentages are rounded to the nearest whole number.

Market Share by Plan

Total Enrollments



Aetna	112208
Amerigroup	235729
AmeriHealth Caritas	210020
LA Healthcare Connections	474664
United Healthcare	427940
Total:	1460561

	Aetna	Amerigroup	AmeriHealth Caritas	LA Healthcare Connections	United Healthcare	Total Enrollments
Capital	25,598	49,631	50,681	108,003	106,492	340,405
Gulf	37,534	75,335	58,489	117,419	136,494	425,271
North	23,077	49,141	48,706	95,527	91,200	307,651
South Central	25,999	61,622	52,144	153,715	93,754	387,234
Plan Total	112,208	235,729	210,020	474,664	427,940	1,460,561
Market Share	8%	16%	14%	32%	29%	100%

Description: This report shows all active members in Healthy Louisiana as of the end of the reporting month. Members who will be disenrolled at the end of the reporting month are included in this report. Enrollees who gain and lose eligibility during the reporting month are not included. Enrollees who opt out of Healthy Louisiana during the reporting month are not included.

Note: Percentages are rounded to the nearest whole number.