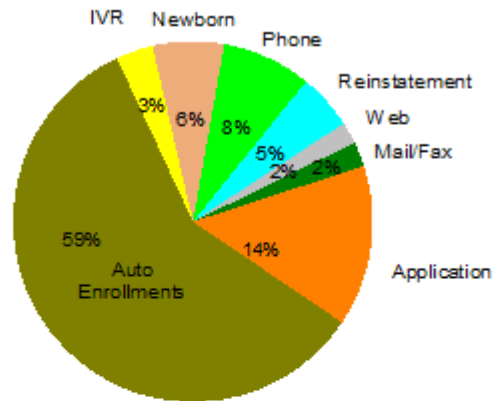


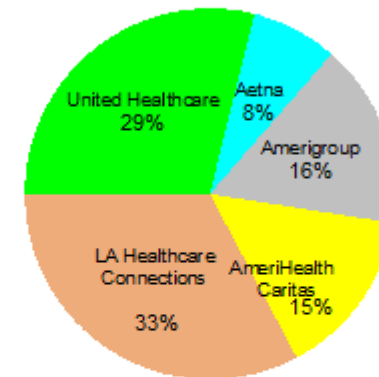
Healthy Louisiana
Enrollments by Health Plan and Source
Total Active Members
Reporting Month: January 2017
Effective: February 2017

Enrollment by Source



Application	208301
Auto Enrollments	852078
IVR	48785
Newborn	93195
Phone	117972
Reinstatement	69331
Web	28206
Mail/Fax	33748
Total:	1451616

Enrollment by Plan



Aetna	108965
Amerigroup	234438
AmeriHealth Caritas	212819
LA Healthcare Connections	474284
United Healthcare	421110
Total:	1451616

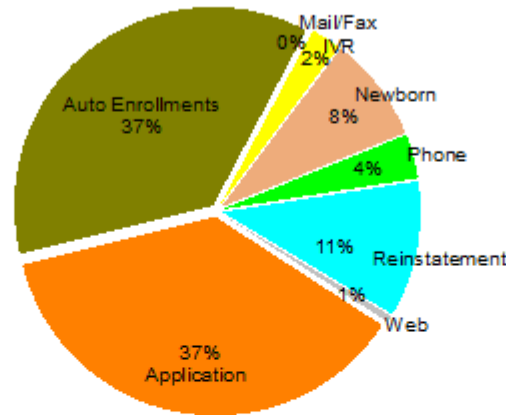
Description: This report shows all active members in Healthy Louisiana as of the effective date above. Members who will be disenrolled at the end of the reporting month are not included. Enrollees who gain and lose eligibility during the reporting month are not included. Enrollees who opt out of Healthy Louisiana during the reporting month are not included.

Note: Percentages are rounded to the nearest whole number.

	Mail/Fax	IVR	Newborn	Phone	Reinstatement	Web	Auto Enrollments	Application	Total Enrollments
Aetna	2,198	2,120	4,589	3,747	2,939	1,596	71,667	20,109	108,965
Amerigroup	7,481	9,878	20,586	28,119	12,577	5,582	118,395	31,820	234,438
AmeriHealth Caritas	7,128	8,003	17,399	23,125	12,196	4,146	121,459	19,363	212,819
LA Healthcare Connections	9,495	16,398	31,262	43,097	24,563	10,924	281,549	56,996	474,284
UnitedHealthcare	7,446	12,386	19,359	19,884	17,056	5,958	259,008	80,013	421,110
Total	33,748	48,785	93,195	117,972	69,331	28,206	852,078	208,301	1,451,616

Description: This report shows all active members in Healthy Louisiana as of the end of the reporting month. Members who will be disenrolled at the end of the reporting month are not included in this report. Enrollees who gain and lose eligibility during the reporting month are not included. Enrollees who opt out of Healthy Louisiana during the reporting month are not included.

Enrollment by Source - Monthly



Application	13354
Auto Enrollments	13262
IVR	898
Mail/Fax	5
Newborn	3043
Phone	1301
Reinstatement	4025
Web	211
Total:	36099

	Mail/Fax	IVR	Newborn	Phone	Reinstatement	Web	Auto Enrollments	Application	Total Enrollments
Aetna	1	81	194	58	299	46	2,379	1,464	4,522
Amerigroup	2	128	521	187	652	32	2,579	1,977	6,078
AmeriHealth Caritas	0	47	408	96	577	13	2,520	1,194	4,855
LA Healthcare Connections	2	306	984	565	1,271	55	2,948	3,748	9,879
UnitedHealthcare	0	336	936	395	1,226	65	2,836	4,971	10,765
Total	5	898	3,043	1,301	4,025	211	13,262	13,354	36,099

Description: This report shows new enrollments and transfers for the reporting month. Members who transfer plan during the reporting month will only be counted once for the month, regardless of how many times the member transfers during the month. Members who will be disenrolled at the end of the reporting month are not included in this report. Enrollees who gain and lose eligibility during the reporting month are not included.

Note: Percentages are rounded to the nearest whole number.