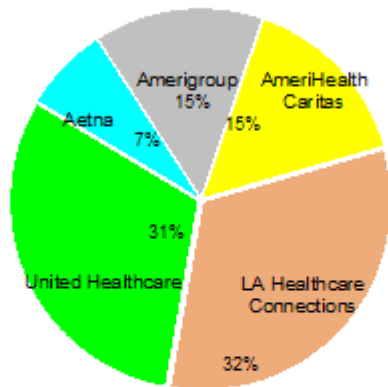


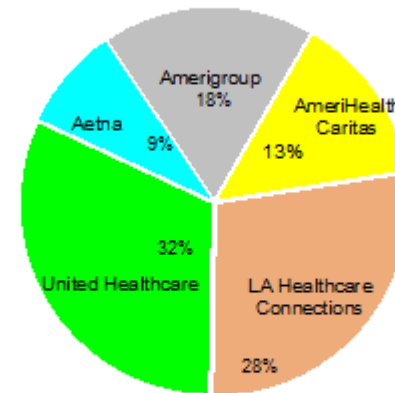
**Healthy Louisiana**  
**Enrollments by Health Plan and Region**  
**Total Active Members**  
 Reporting Month: December 2016  
 Effective: January 2017

**Capital**  
Total Enrollments



Aetna	23697
Amerigroup	48127
AmeriHealth Caritas	51044
LA Healthcare Connections	106252
United Healthcare	102539
<b>Total:</b>	<b>331659</b>

**Gulf**  
Total Enrollments

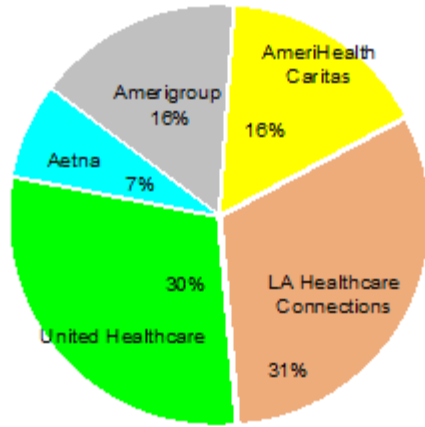


Aetna	35740
Amerigroup	73973
AmeriHealth Caritas	58591
LA Healthcare Connections	116678
United Healthcare	131345
<b>Total:</b>	<b>416327</b>

**Description:** This report shows all active members in Healthy Louisiana as of the effective date above. Members who will be disenrolled at the end of the reporting month are not included. Enrollees who gain and lose eligibility during the reporting month are not included. Enrollees who opt out of Healthy Louisiana during the reporting month are not included

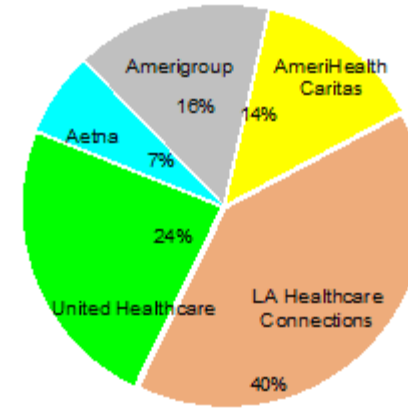
**Note:** Percentages are rounded to the nearest whole number.

## North Total Enrollments



Aetna	21563
Amerigroup	48059
AmeriHealth Caritas	48588
LA Healthcare Connections	94150
United Healthcare	89215
<b>Total:</b>	<b>301575</b>

## South Central Total Enrollments



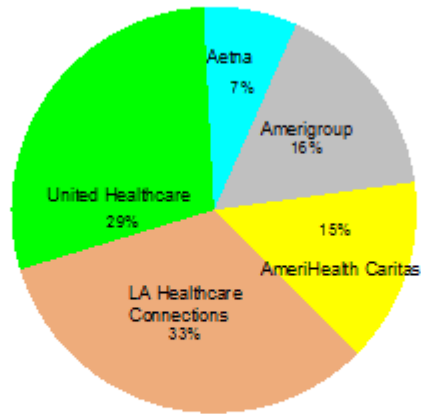
Aetna	24992
Amerigroup	60697
AmeriHealth Caritas	52251
LA Healthcare Connections	151432
United Healthcare	91319
<b>Total:</b>	<b>380691</b>

**Description:** This report shows all active members in Healthy Louisiana as of the effective date above. Members who will be disenrolled at the end of the reporting month are not included. Enrollees who gain and lose eligibility during the reporting month are not included. Enrollees who opt out of Healthy Louisiana during the reporting month are not included

**Note:** Percentages are rounded to the nearest whole number.

## Market Share by Plan

Total Enrollments



<span style="color: cyan;">■</span> Aetna	105992
<span style="color: gray;">■</span> Amerigroup	230856
<span style="color: yellow;">■</span> AmeriHealth Caritas	210474
<span style="color: orange;">■</span> LA Healthcare Connections	468512
<span style="color: green;">■</span> United Healthcare	414418
<b>Total:</b>	<b>1430252</b>

	Aetna	Amerigroup	AmeriHealth Caritas	LA Healthcare Connections	United Healthcare	Total Enrollments
<b>Capital</b>	23,697	48,127	51,044	106,252	102,539	<b>331,659</b>
<b>Gulf</b>	35,740	73,973	58,591	116,678	131,345	<b>416,327</b>
<b>North</b>	21,563	48,059	48,588	94,150	89,215	<b>301,575</b>
<b>South Central</b>	24,992	60,697	52,251	151,432	91,319	<b>380,691</b>
<b>Plan Total</b>	<b>105,992</b>	<b>230,856</b>	<b>210,474</b>	<b>468,512</b>	<b>414,418</b>	<b>1,430,252</b>
<b>Market Share</b>	<b>7%</b>	<b>16%</b>	<b>15%</b>	<b>33%</b>	<b>29%</b>	<b>100%</b>

**Description:** This report shows all active members in Healthy Louisiana as of the end of the reporting month. Members who will be disenrolled at the end of the reporting month are included in this report. Enrollees who gain and lose eligibility during the reporting month are not included. Enrollees who opt out of Healthy Louisiana during the reporting month are not included.

**Note:** Percentages are rounded to the nearest whole number.