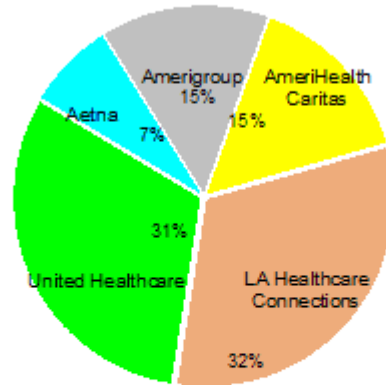


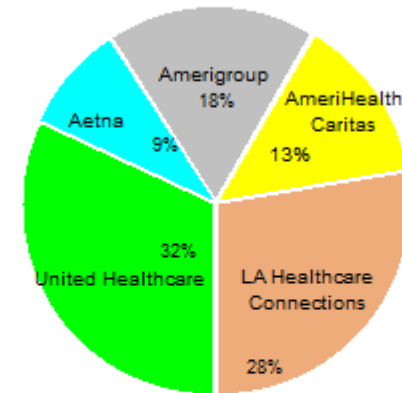
Healthy Louisiana
Enrollments by Health Plan and Region
Total Active Members
Reporting Month: July 2017
Effective: August 2017

Capital
Total Enrollments



Aetna	25487
Amerigroup	49722
AmeriHealth Caritas	51175
LA Healthcare Connections	108596
United Healthcare	106773
Total:	341753

Gulf
Total Enrollments

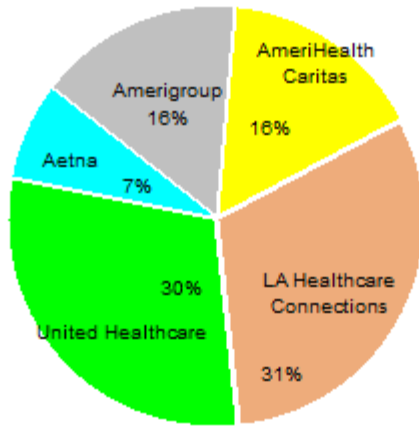


Aetna	37676
Amerigroup	75620
AmeriHealth Caritas	58896
LA Healthcare Connections	118237
United Healthcare	137001
Total:	427430

Description: This report shows all active members in Healthy Louisiana as of the effective date above. Members who will be disenrolled at the end of the reporting month are not included. Enrollees who gain and lose eligibility during the reporting month are not included. Enrollees who opt out of Healthy Louisiana during the reporting month are not included

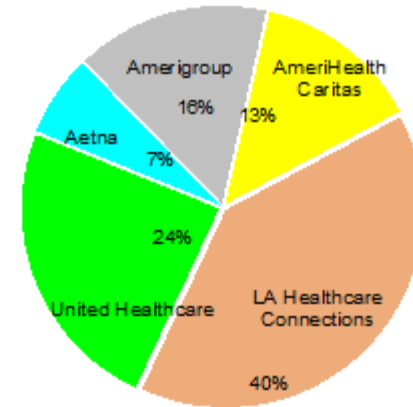
Note: Percentages are rounded to the nearest whole number.

North Total Enrollments



Aetna	23122
Amerigroup	49506
AmeriHealth Caritas	49122
LA Healthcare Connections	96299
United Healthcare	91875
Total:	309924

South Central Total Enrollments



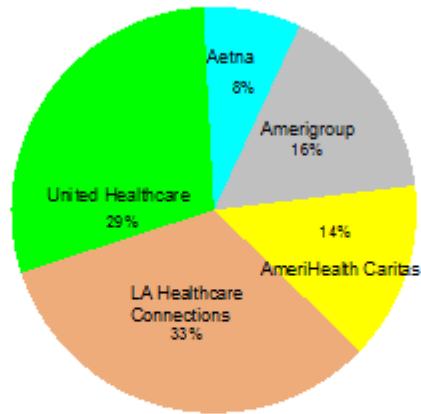
Aetna	26095
Amerigroup	62122
AmeriHealth Caritas	52605
LA Healthcare Connections	154858
United Healthcare	94497
Total:	390177

Description: This report shows all active members in Healthy Louisiana as of the effective date above. Members who will be disenrolled at the end of the reporting month are not included. Enrollees who gain and lose eligibility during the reporting month are not included. Enrollees who opt out of Healthy Louisiana during the reporting month are not included

Note: Percentages are rounded to the nearest whole number.

Market Share by Plan

Total Enrollments



Aetna	112380
Amerigroup	236970
AmeriHealth Caritas	211798
LA Healthcare Connections	477990
United Healthcare	430146
Total:	1469284

	Aetna	Amerigroup	AmeriHealth Caritas	LA Healthcare Connections	United Healthcare	Total Enrollments
Capital	25,487	49,722	51,175	108,596	106,773	341,753
Gulf	37,676	75,620	58,896	118,237	137,001	427,430
North	23,122	49,506	49,122	96,299	91,875	309,924
South Central	26,095	62,122	52,605	154,858	94,497	390,177
Plan Total	112,380	236,970	211,798	477,990	430,146	1,469,284
Market Share	8%	16%	14%	33%	29%	100%

Description: This report shows all active members in Healthy Louisiana as of the end of the reporting month. Members who will be disenrolled at the end of the reporting month are included in this report. Enrollees who gain and lose eligibility during the reporting month are not included. Enrollees who opt out of Healthy Louisiana during the reporting month are not included.

Note: Percentages are rounded to the nearest whole number.