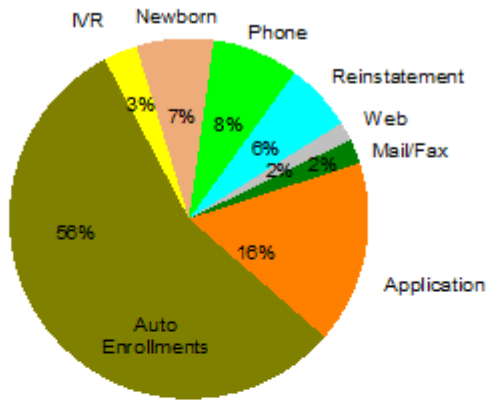


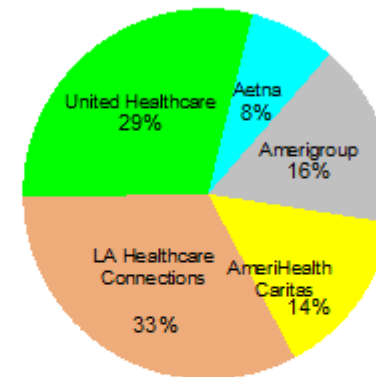
Healthy Louisiana
Enrollments by Health Plan and Source
Total Active Members
Reporting Month: June 2017
Effective: July 2017

Enrollment by Source



Application	240186
Auto Enrollments	815488
IVR	47886
Newborn	101486
Phone	114478
Reinstatement	86223
Web	26826
Mail/Fax	31943
Total:	1464516

Enrollment by Plan



Aetna	111631
Amerigroup	236196
AmeriHealth Caritas	211763
LA Healthcare Connections	476873
United Healthcare	428053
Total:	1464516

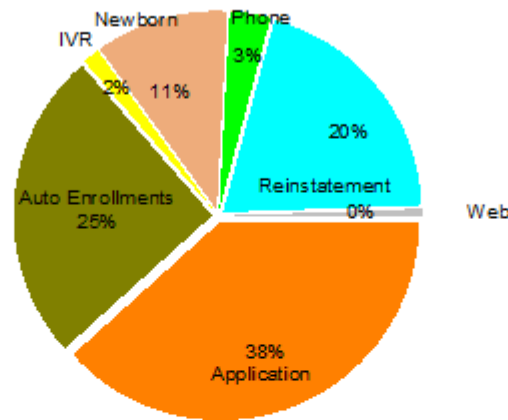
Description: This report shows all active members in Healthy Louisiana as of the effective date above. Members who will be disenrolled at the end of the reporting month are not included. Enrollees who gain and lose eligibility during the reporting month are not included. Enrollees who opt out of Healthy Louisiana during the reporting month are not included.

Note: Percentages are rounded to the nearest whole number.

	Mail/Fax	IVR	Newborn	Phone	Reinstatement	Web	Auto Enrollment	Application	Total Enrollments
Aetna	2,077	2,147	5,112	3,656	3,998	1,564	69,857	23,220	111,631
Amerigroup	7,048	9,536	21,670	26,763	15,194	5,239	114,258	36,488	236,196
AmeriHealth Caritas	6,718	7,605	18,193	21,736	14,375	3,890	116,937	22,309	211,763
LA Healthcare Connections	9,022	16,206	34,111	42,596	30,267	10,435	267,589	66,647	476,873
UnitedHealthcare	7,078	12,392	22,400	19,727	22,389	5,698	246,847	91,522	428,053
Total	31,943	47,886	101,486	114,478	86,223	26,826	815,488	240,186	1,464,516

Description: This report shows all active members in Healthy Louisiana as of the end of the reporting month. Members who will be disenrolled at the end of the reporting month are not included in this report. Enrollees who gain and lose eligibility during the reporting month are not included. Enrollees who opt out of Healthy Louisiana during the reporting month are not included.

Enrollment by Source - Monthly



Application	10935
Auto Enrollments	7190
IVR	443
Newborn	3041
Phone	982
Reinstatement	5789
Web	142
Total:	28522

	Mail/Fax	IVR	Newborn	Phone	Reinstatement	Web	Auto Enrollments	Application	Total Enrollments
Aetna	0	43	230	66	396	17	1,287	1,150	3,189
Amerigroup	0	66	483	109	938	24	1,374	1,559	4,553
AmeriHealth Caritas	0	36	416	97	809	13	1,378	993	3,742
LA Healthcare Connections	0	159	974	433	1,867	42	1,595	3,062	8,132
UnitedHealthcare	0	139	938	277	1,779	46	1,556	4,171	8,906
Total	0	443	3,041	982	5,789	142	7,190	10,935	28,522

Description: This report shows new enrollments and transfers for the reporting month. Members who transfer plan during the reporting month will only be counted once for the month, regardless of how many times the member transfers during the month. Members who will be disenrolled at the end of the reporting month are not included in this report. Enrollees who gain and lose eligibility during the reporting month are not included.

Note: Percentages are rounded to the nearest whole number.