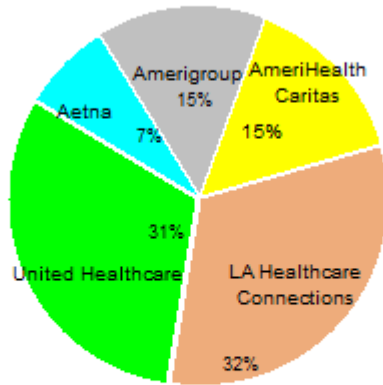


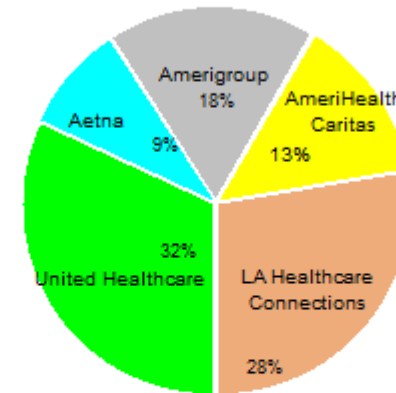
Healthy Louisiana
Enrollments by Health Plan and Region
Total Active Members
 Reporting Month: June 2017
 Effective: July 2017

Capital
 Total Enrollments



Aetna	25301
Amerigroup	49550
AmeriHealth Caritas	51204
LA Healthcare Connections	108293
United Healthcare	106154
Total:	340502

Gulf
 Total Enrollments



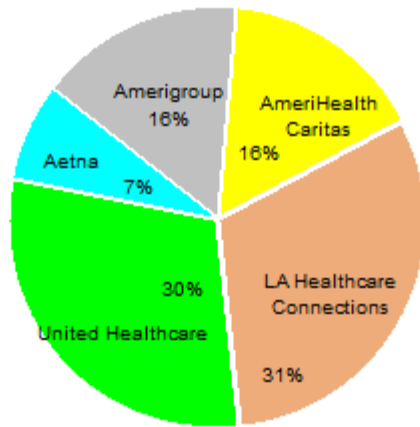
Aetna	37516
Amerigroup	75395
AmeriHealth Caritas	58905
LA Healthcare Connections	118265
United Healthcare	136299
Total:	426380

Description: This report shows all active members in Healthy Louisiana as of the effective date above. Members who will be disenrolled at the end of the reporting month are not included. Enrollees who gain and lose eligibility during the reporting month are not included. Enrollees who opt out of Healthy Louisiana during the reporting month are not included

Note: Percentages are rounded to the nearest whole number.

North

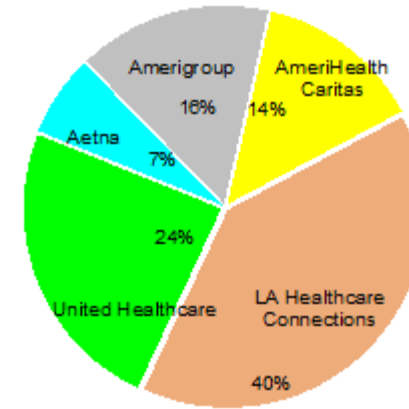
Total Enrollments



Aetna	22888
Amerigroup	49295
AmeriHealth Caritas	49022
LA Healthcare Connections	95987
United Healthcare	91435
Total:	308627

South Central

Total Enrollments



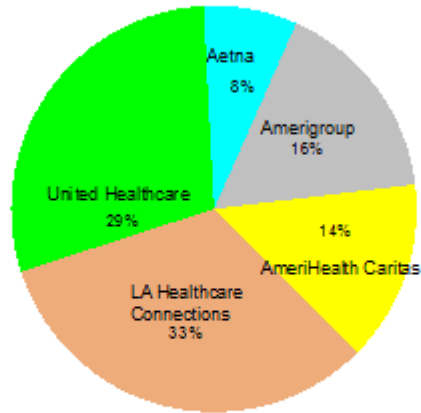
Aetna	25926
Amerigroup	61956
AmeriHealth Caritas	52632
LA Healthcare Connections	154328
United Healthcare	94165
Total:	389007

Description: This report shows all active members in Healthy Louisiana as of the effective date above. Members who will be disenrolled at the end of the reporting month are not included. Enrollees who gain and lose eligibility during the reporting month are not included. Enrollees who opt out of Healthy Louisiana during the reporting month are not included.

Note: Percentages are rounded to the nearest whole number.

Market Share by Plan

Total Enrollments



Aetna	111631
Amerigroup	236196
AmeriHealth Caritas	211763
LA Healthcare Connections	476873
United Healthcare	428053
Total:	1464516

	Aetna	Amerigroup	AmeriHealth Caritas	LA Healthcare Connections	United Healthcare	Total Enrollments
Capital	25,301	49,550	51,204	108,293	106,154	340,502
Gulf	37,516	75,395	58,905	118,265	136,299	426,380
North	22,888	49,295	49,022	95,987	91,435	308,627
South Central	25,926	61,956	52,632	154,328	94,165	389,007
Plan Total	111,631	236,196	211,763	476,873	428,053	1,464,516
Market Share	8%	16%	14%	33%	29%	100%

Description: This report shows all active members in Healthy Louisiana as of the end of the reporting month. Members who will be disenrolled at the end of the reporting month are included in this report. Enrollees who gain and lose eligibility during the reporting month are not included. Enrollees who opt out of Healthy Louisiana during the reporting month are not included.

Note: Percentages are rounded to the nearest whole number.