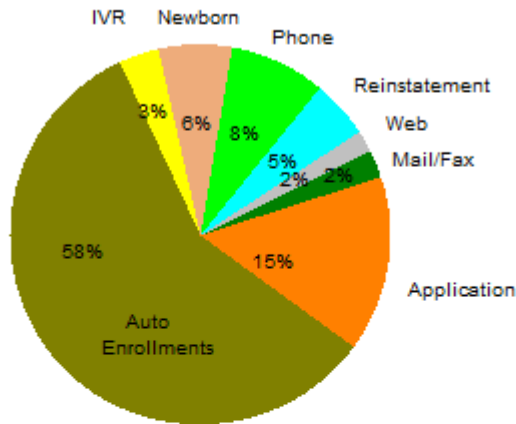


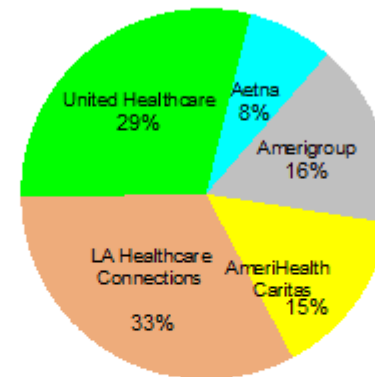
Healthy Louisiana
Enrollments by Health Plan and Source
Total Active Members
Reporting Month: February 2017
Effective: March 2017

Enrollment by Source



Application	218949
Auto Enrollments	851229
IVR	48925
Newborn	95085
Phone	118359
Reinstatement	72389
Web	28054
Mail/Fax	33479
Total:	1466469

Enrollment by Plan



Aetna	110830
Amerigroup	236809
AmeriHealth Caritas	214338
LA Healthcare Connections	478414
United Healthcare	426078
Total:	1466469

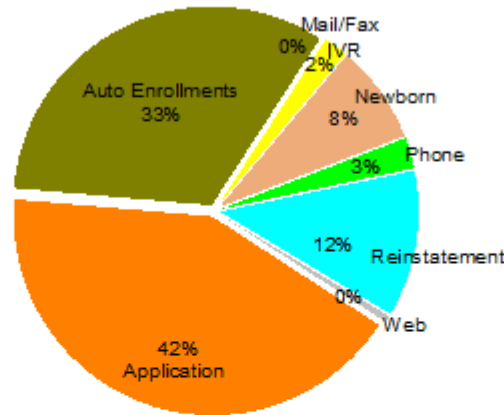
Description: This report shows all active members in Healthy Louisiana as of the effective date above. Members who will be disenrolled at the end of the reporting month are not included. Enrollees who gain and lose eligibility during the reporting month are not included. Enrollees who opt out of Healthy Louisiana during the reporting month are not included.

Note: Percentages are rounded to the nearest whole number.

	Mail/Fax	IVR	Newborn	Phone	Reinstatement	Web	Auto Enrollment	Application	Total Enrollments
Aetna	2,169	2,143	4,686	3,797	3,150	1,605	72,128	21,152	110,830
Amerigroup	7,420	9,863	20,890	27,987	13,031	5,537	118,664	33,417	236,809
AmeriHealth Caritas	7,072	7,986	17,645	23,000	12,600	4,126	121,549	20,360	214,338
LA Healthcare Connections	9,422	16,469	31,907	43,369	25,567	10,870	280,652	60,158	478,414
UnitedHealthcare	7,396	12,464	19,957	20,206	18,041	5,916	258,236	83,862	426,078
Total	33,479	48,925	95,085	118,359	72,389	28,054	851,229	218,949	1,466,469

Description: This report shows all active members in Healthy Louisiana as of the end of the reporting month. Members who will be disenrolled at the end of the reporting month are not included in this report. Enrollees who gain and lose eligibility during the reporting month are not included. Enrollees who opt out of Healthy Louisiana during the reporting month are not included.

Enrollment by Source - Monthly



Application	15148
Auto Enrollments	11714
IVR	653
Mail/Fax	2
Newborn	2858
Phone	989
Reinstatement	4280
Web	150
Total:	35794

	Mail/Fax	IVR	Newborn	Phone	Reinstatement	Web	Auto Enrollments	Application	Total Enrollments
Aetna	0	56	185	64	294	27	2,123	1,629	4,378
Amerigroup	1	99	490	111	668	25	2,283	2,273	5,950
AmeriHealth Caritas	0	53	413	68	583	18	2,281	1,394	4,810
LA Healthcare Connections	1	224	933	398	1,388	41	2,583	4,339	9,907
UnitedHealthcare	0	221	837	348	1,347	39	2,444	5,513	10,749
Total	2	653	2,858	989	4,280	150	11,714	15,148	35,794

Description: This report shows new enrollments and transfers for the reporting month. Members who transfer plan during the reporting month will only be counted once for the month, regardless of how many times the member transfers during the month. Members who will be disenrolled at the end of the reporting month are not included in this report. Enrollees who gain and lose eligibility during the reporting month are not included.

Note: Percentages are rounded to the nearest whole number.