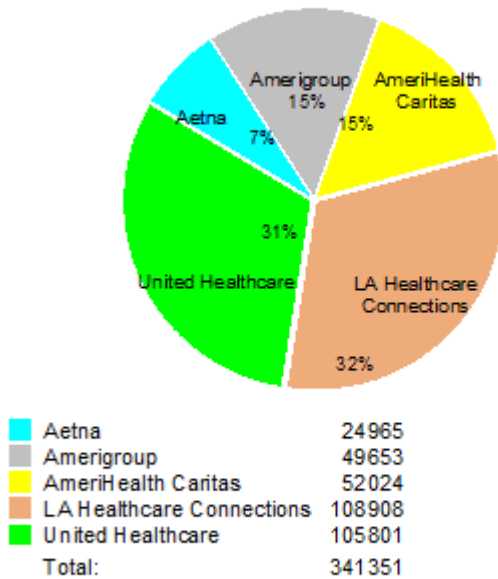
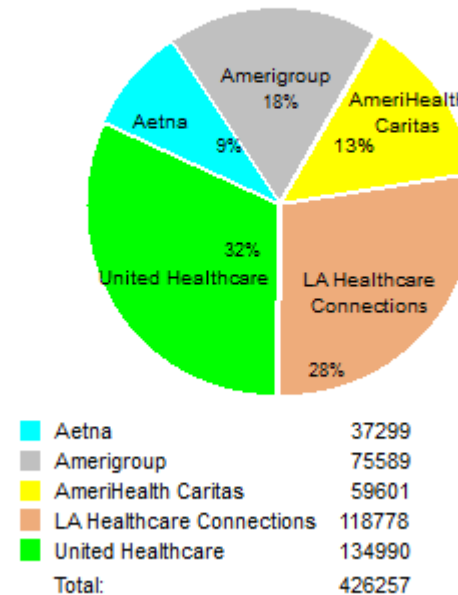


Healthy Louisiana
Enrollments by Health Plan and Region
Total Active Members
Reporting Month: February 2017
Effective: March 2017

Capital
Total Enrollments



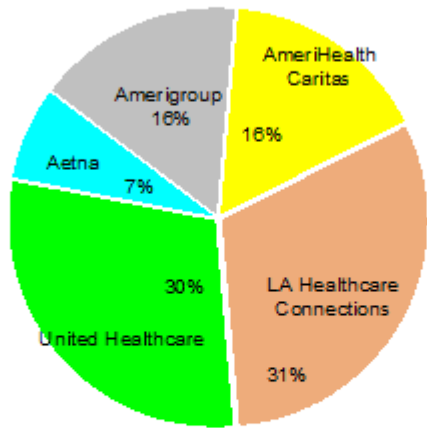
Gulf
Total Enrollments



Description: This report shows all active members in Healthy Louisiana as of the effective date above. Members who will be disenrolled at the end of the reporting month are not included. Enrollees who gain and lose eligibility during the reporting month are not included. Enrollees who opt out of Healthy Louisiana during the reporting month are not included

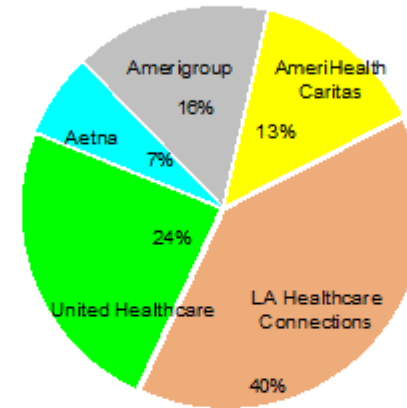
Note: Percentages are rounded to the nearest whole number.

North Total Enrollments



Aetna	22657
Amerigroup	49472
AmeriHealth Caritas	49587
LA Healthcare Connections	96263
United Healthcare	91573
Total:	309552

South Central Total Enrollments



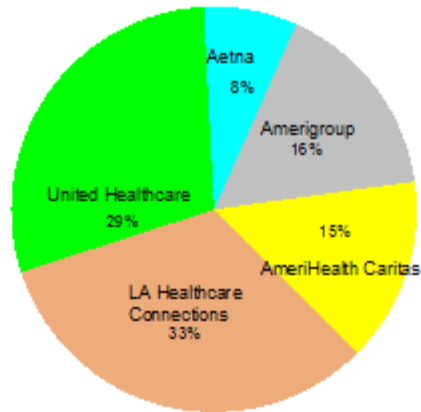
Aetna	25909
Amerigroup	62095
AmeriHealth Caritas	53126
LA Healthcare Connections	154465
United Healthcare	93714
Total:	389309

Description: This report shows all active members in Healthy Louisiana as of the effective date above. Members who will be disenrolled at the end of the reporting month are not included. Enrollees who gain and lose eligibility during the reporting month are not included. Enrollees who opt out of Healthy Louisiana during the reporting month are not included.

Note: Percentages are rounded to the nearest whole number.

Market Share by Plan

Total Enrollments



Aetna	110830
Amerigroup	236809
AmeriHealth Caritas	214338
LA Healthcare Connections	478414
United Healthcare	426078
Total:	1466469

	Aetna	Amerigroup	AmeriHealth Caritas	LA Healthcare Connections	United Healthcare	Total Enrollments
Capital	24,965	49,653	52,024	108,908	105,801	341,351
Gulf	37,299	75,589	59,601	118,778	134,990	426,257
North	22,657	49,472	49,587	96,263	91,573	309,552
South Central	25,909	62,095	53,126	154,465	93,714	389,309
Plan Total	110,830	236,809	214,338	478,414	426,078	1,466,469
Market Share	8%	16%	15%	33%	29%	100%

Description: This report shows all active members in Healthy Louisiana as of the end of the reporting month. Members who will be disenrolled at the end of the reporting month are included in this report. Enrollees who gain and lose eligibility during the reporting month are not included. Enrollees who opt out of Healthy Louisiana during the reporting month are not included.

Note: Percentages are rounded to the nearest whole number.