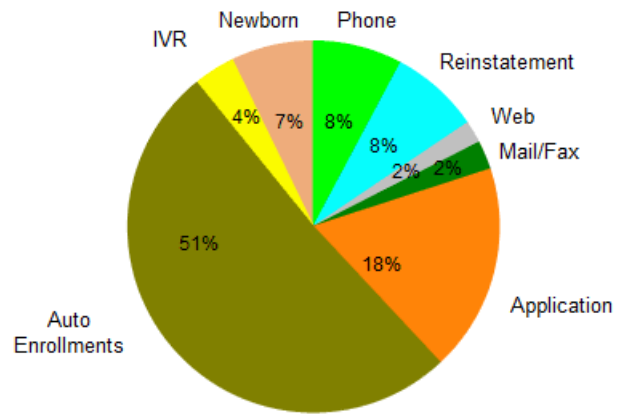




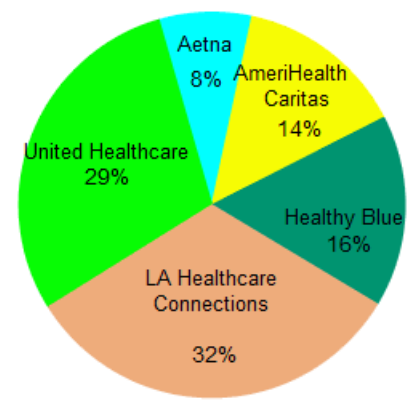
Healthy Louisiana
Enrollments by Health Plan and Source
Total Active Members
Reporting Month: November 2017
Effective: December 2017

Enrollment by Source



Application	263621
Auto Enrollments	751574
IVR	51398
Newborn	106891
Phone	111627
Reinstatement	116438
Web	29017
Mail/Fax	35435
Total:	1465999

Enrollment by Plan



Aetna	112133
AmeriHealth Caritas	207947
Healthy Blue	239203
LA Healthcare Connections	475533
United Healthcare	431183
Total:	1465999

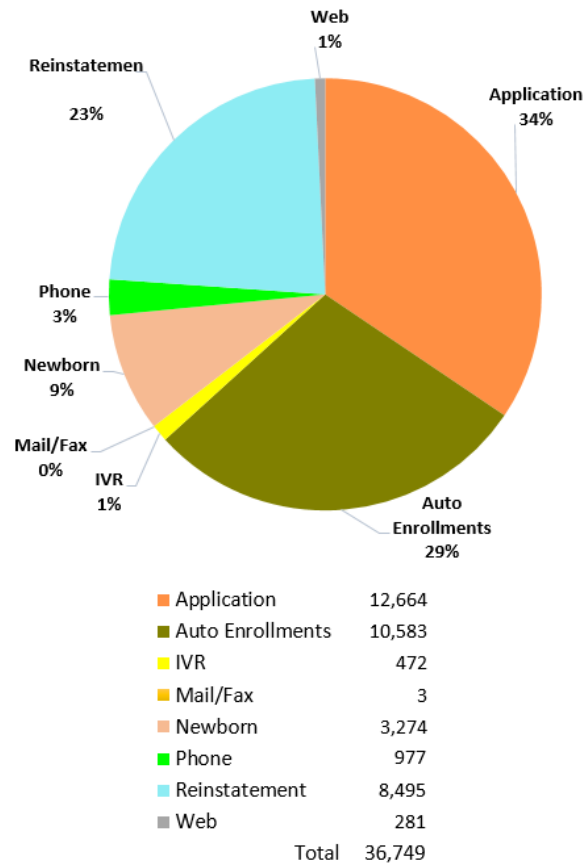
Description: This report shows all active members in Healthy Louisiana as of the effective date above. Members who will be disenrolled at the end of the reporting month are not included. Enrollees who gain and lose eligibility during the reporting month are not included. Enrollees who opt out of Healthy Louisiana during the reporting month are not included.

Note: Percentages are rounded to the nearest whole number.

	Mail/Fax	IVR	Newborn	Phone	Reinstatement	Web	Auto Enrollment	Application	Total Enrollments
Aetna	2,358	2,482	5,521	3,732	5,593	2,044	65,842	24,561	112,133
AmeriHealth Caritas	6,827	7,649	18,306	20,005	18,270	3,940	108,274	24,676	207,947
Healthy Blue	7,523	10,183	22,024	25,706	19,627	5,789	106,079	42,272	239,203
LA Healthcare Connections	10,348	17,272	35,988	41,904	40,675	10,980	244,763	73,603	475,533
United Healthcare	8,379	13,810	25,052	20,280	32,273	6,264	226,616	98,509	431,183
Total	35,435	51,396	106,891	111,627	116,438	29,017	751,574	263,621	1,465,999

Description: This report shows all active members in Healthy Louisiana as of the end of the reporting month. Members who will be disenrolled at the end of the reporting month are not included in this report. Enrollees who gain and lose eligibility during the reporting month are not included. Enrollees who opt out of Healthy Louisiana during the reporting month are not included.

Enrollment by Source - Monthly



	Mail/Fax	IVR	Newborn	Phone	Reinstatement	Web	Auto Enrollments	Application	Total Enrollments
Aetna	1	32	259	59	544	29	1,968	1,208	4,100
AmeriHealth Caritas	0	29	416	66	1,098	27	2,036	1,226	4,898
Healthy Blue	1	142	557	191	1,391	105	2,098	2,515	7,000
LA Healthcare Connections	0	142	1,026	383	2,878	65	2,274	3,403	10,171
United Healthcare	1	127	1,016	278	2,584	55	2,207	4,312	10,580
Total	3	472	3,274	977	8,495	281	10,583	12,664	36,749

Description: This report shows new enrollments and transfers for the reporting month. Members who transfer plan during the reporting month will only be counted once for the month, regardless of how many times the member transfers during the month. Members who will be disenrolled at the end of the reporting month are not included in this report. Enrollees who gain and lose eligibility during the reporting month are not included.

Note: Percentages are rounded to the nearest whole number.