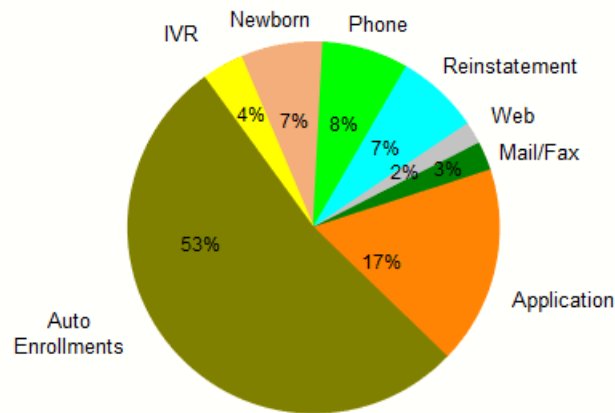




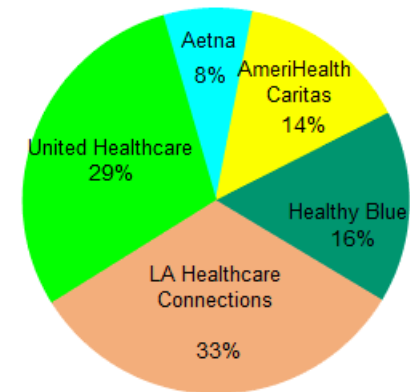
Healthy Louisiana
Enrollments by Health Plan and Source
Total Active Members
Reporting Month: September 2017
Effective: October 2017

Enrollment by Source



Application	250974
Auto Enrollments	771010
IVR	52813
Newborn	104278
Phone	113537
Reinstatement	102018
Web	29850
Mail/Fax	36579
Total:	1461055

Enrollment by Plan



Aetna	111054
AmeriHealth Caritas	208069
Healthy Blue	236988
LA Healthcare Connections	475590
United Healthcare	429354
Total:	1461055

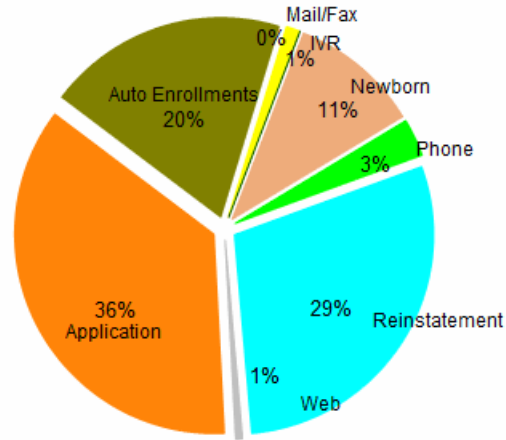
Description: This report shows all active members in Healthy Louisiana as of the effective date above. Members who will be disenrolled at the end of the reporting month are not included. Enrollees who gain and lose eligibility during the reporting month are not included. Enrollees who opt out of Healthy Louisiana during the reporting month are not included.

Note: Percentages are rounded to the nearest whole number.

	Mail/Fax	IVR	Newborn	Phone	Reinstatement	Web	Auto Enrollment	Application	Total Enrollments
Aetna	2,437	2,542	5,296	3,695	4,795	2,093	66,543	23,653	111,054
AmeriHealth Caritas	7,044	7,886	18,178	20,619	16,328	4,062	110,685	23,267	208,069
Healthy Blue	7,769	10,335	21,739	26,371	17,445	5,900	108,414	39,015	236,988
LA Healthcare Connections	10,681	17,821	35,165	42,446	35,626	11,341	252,446	70,064	475,590
United Healthcare	8,648	14,229	23,898	20,406	27,822	6,454	232,922	94,975	429,354
Total	36,579	52,813	104,276	113,537	102,016	29,850	771,010	250,974	1,461,055

Description: This report shows all active members in Healthy Louisiana as of the end of the reporting month. Members who will be disenrolled at the end of the reporting month are not included in this report. Enrollees who gain and lose eligibility during the reporting month are not included. Enrollees who opt out of Healthy Louisiana during the reporting month are not included.

Enrollment by Source - Monthly



Application	12283
Auto Enrollments	6716
IVR	372
Mail/Fax	4
Newborn	3587
Phone	1000
Reinstatement	9965
Web	198
Total:	34125

	Mail/Fax	IVR	Newborn	Phone	Reinstatement	Web	Auto Enrollments	Application	Total Enrollments
Aetna	0	26	273	51	504	16	1,216	1,183	3,269
AmeriHealth Caritas	2	25	491	66	1,416	20	1,328	1,209	4,557
Healthy Blue	1	106	593	222	1,499	48	1,297	2,380	6,146
LA Healthcare Connections	0	114	1,116	404	3,421	67	1,464	3,375	9,961
United Healthcare	1	101	1,114	257	3,125	47	1,411	4,136	10,192
Total	4	372	3,587	1,000	9,965	198	6,716	12,283	34,125

Description: This report shows new enrollments and transfers for the reporting month. Members who transfer plan during the reporting month will only be counted once for the month, regardless of how many times the member transfers during the month. Members who will be disenrolled at the end of the reporting month are not included in this report. Enrollees who gain and lose eligibility during the reporting month are not included.

Note: Percentages are rounded to the nearest whole number.