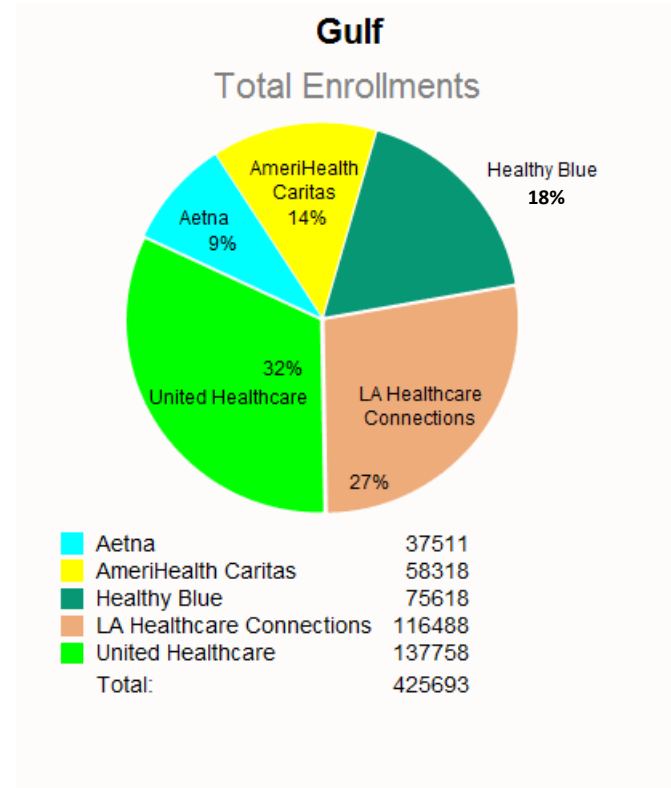
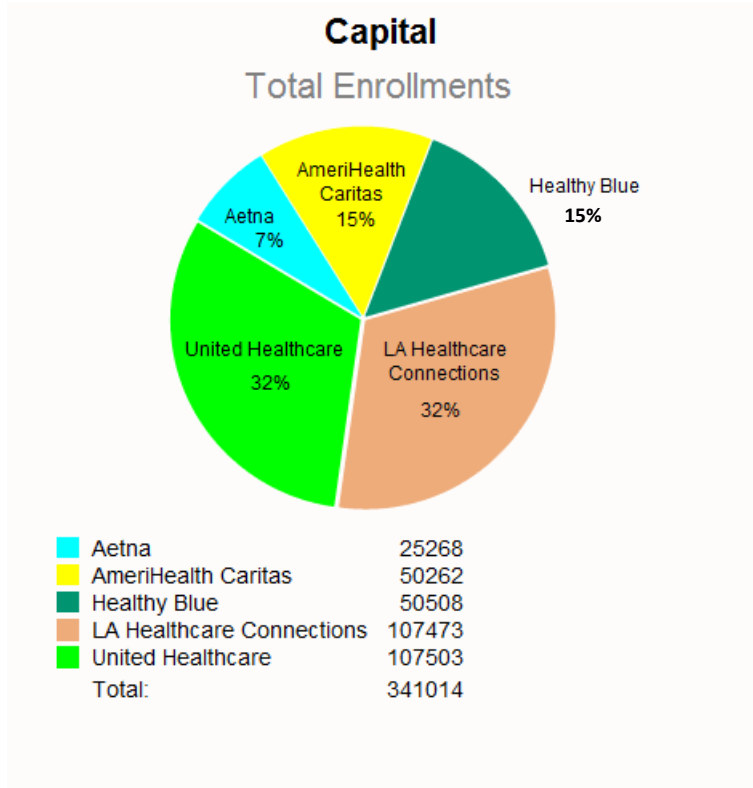


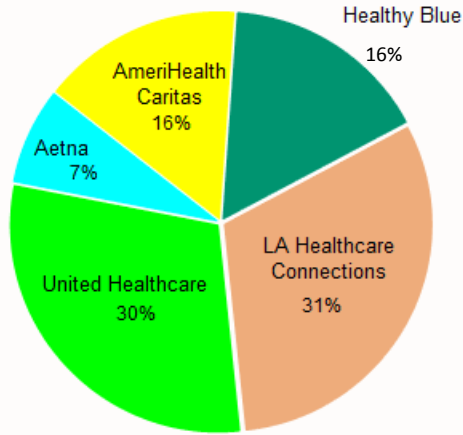
Healthy Louisiana
Enrollments by Health Plan and Region
Total Active Members
Reporting Month: September 2017



Description: This report shows all active members in Healthy Louisiana as of the effective date above. Members who will be dis-enrolled at the end of the reporting month are not included. Enrollees who gain and lose eligibility during the reporting month are not included. Enrollees who opt out of Healthy Louisiana during the reporting month are not included

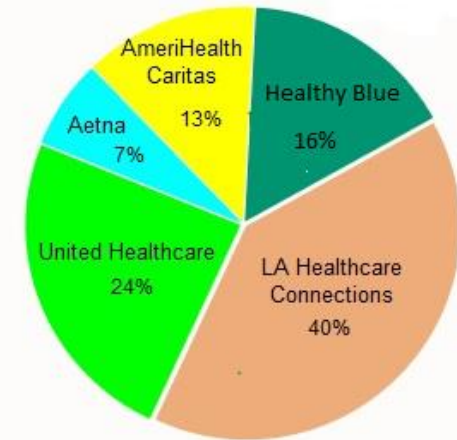
Note: Percentages are rounded to the nearest whole number.

North Total Enrollments



Aetna	22803
AmeriHealth Caritas	48152
Healthy Blue	49131
LA Healthcare Connections	96053
United Healthcare	90896
Total:	307035

South Central Total Enrollments



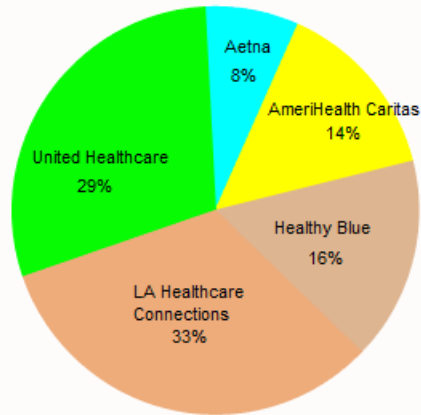
Aetna	25472
AmeriHealth Caritas	51337
Healthy Blue	61731
LA Healthcare Connections	155576
United Healthcare	93197
Total:	387313

Description: This report shows all active members in Healthy Louisiana as of the effective date above. Members who will be dis-enrolled at the end of the reporting month are not included. Enrollees who gain and lose eligibility during the reporting month are not included. Enrollees who opt out of Healthy Louisiana during the reporting month are not included

Note: Percentages are rounded to the nearest whole number.

Market Share by Plan

Total Enrollments



Aetna	111054
AmeriHealth Caritas	208069
Healthy Blue	236988
LA Healthcare Connections	475590
United Healthcare	429354
Total:	1461055

	Aetna	AmeriHealth Caritas	Healthy Blue	LA Healthcare Connections	United Healthcare	Total Enrollments
Capital	25,268	50,262	50,508	107,473	107,503	341,014
Gulf	37,511	58,318	75,618	116,488	137,758	425,693
North	22,803	48,152	49,131	96,053	90,896	307,035
South Central	25,472	51,337	61,731	155,576	93,197	387,313
Plan Total	111,054	208,069	236,988	475,590	429,354	1,461,055
Market Share	8%	14%	16%	33%	29%	100%

Description: This report shows all active members in Healthy Louisiana as of the end of the reporting month. Members who will be dis-enrolled at the end of the reporting month are included in this report. Enrollees who gain and lose eligibility during the reporting month are not included. Enrollees who opt out of Healthy Louisiana during the reporting month are not included.

Note: Percentages are rounded to the nearest whole number.