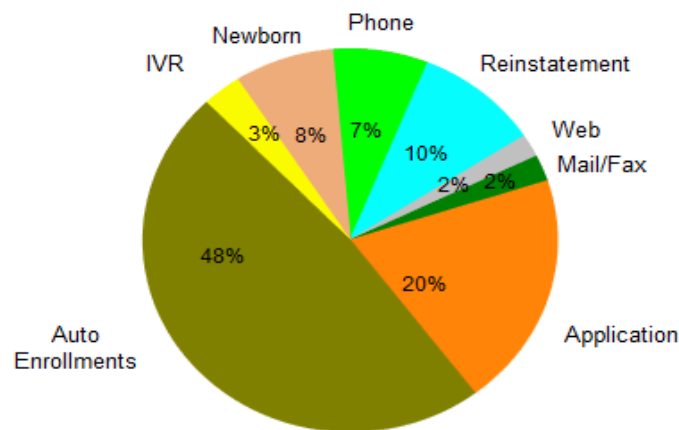




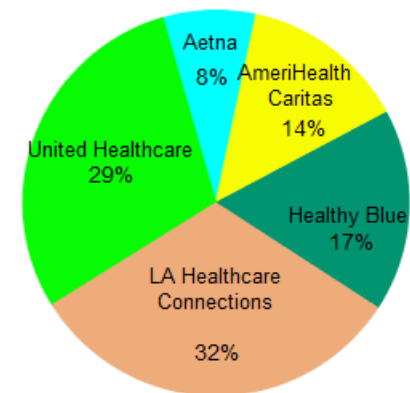
Healthy Louisiana
Enrollments by Health Plan and Source
Total Active Members
Reporting Month: April 2018
Effective: May 2018

Enrollment by Source



Application	293411
Auto Enrollments	709475
IVR	48916
Newborn	113531
Phone	111007
Reinstatement	145199
Web	27743
Mail/Fax	32956
Total:	1482238

Enrollment by Plan



Aetna	115003
AmeriHealth Caritas	208152
Healthy Blue	247940
LA Healthcare Connections	474944
United Healthcare	436199
Total:	1482238

Description: This report shows all active members in Healthy Louisiana as of the effective date above. Members who will be disenrolled at the end of the reporting month are not included. Enrollees who gain and lose eligibility during the reporting month are not included. Enrollees who opt out of Healthy Louisiana during the reporting month are not included.

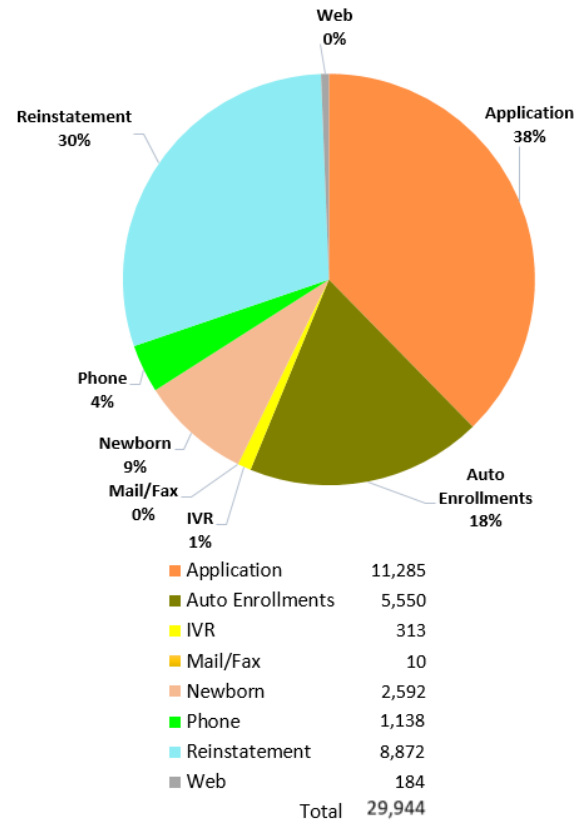
Note: Percentages are rounded to the nearest whole number.

	Mail/Fax	IVR	Newborn	Phone	Reinstatement	Web	Auto Enrollment	Application	Total Enrollments
Aetna	2,214	2,431	5,990	3,956	7,413	2,018	64,087	26,894	115,003
AmeriHealth Caritas	6,263	7,184	18,823	19,377	21,915	3,693	103,155	27,742	208,152
Healthy Blue	7,035	9,968	22,982	25,689	24,085	5,684	101,621	50,876	247,940
LA Healthcare Connections	9,672	16,246	38,157	40,718	50,412	10,330	228,110	81,299	474,944
United Healthcare	7,772	13,087	27,579	21,267	41,374	6,018	212,502	106,600	436,199
Total	32,956	48,916	113,531	111,007	145,199	27,743	709,475	293,411	1,482,238

Description: This report shows all active members in Healthy Louisiana as of the end of the reporting month. Members who will be disenrolled at the end of the reporting month are not included in this report. Enrollees who gain and lose eligibility during the reporting month are not included. Enrollees who opt out of Healthy Louisiana during the reporting month are not included.

Note: Percentages are rounded to the nearest whole number.

Enrollment by Source - Monthly



	Mail/Fax	IVR	Newborn	Phone	Reinstatement	Web	Auto Enrollments	Application	Total Enrollments
Aetna	0	17	208	49	538	19	1,009	1,069	2,909
AmeriHealth Caritas	0	30	324	128	1,237	23	1,063	1,166	3,971
Healthy Blue	10	90	446	348	1,345	38	1,098	2,339	5,714
LA Healthcare Connections	0	61	801	305	3,009	54	1,215	2,969	8,414
United Healthcare	0	115	813	308	2,743	50	1,165	3,742	8,936
Total	10	313	2,592	1,138	8,872	184	5,550	11,285	29,944

Description: This report shows new enrollments and transfers for the reporting month. Members who transfer plan during the reporting month will only be counted once for the month, regardless of how many times the member transfers during the month. Members who will be disenrolled at the end of the reporting month are not included in this report. Enrollees who gain and lose eligibility during the reporting month are not included.

Note: Percentages are rounded to the nearest whole number.