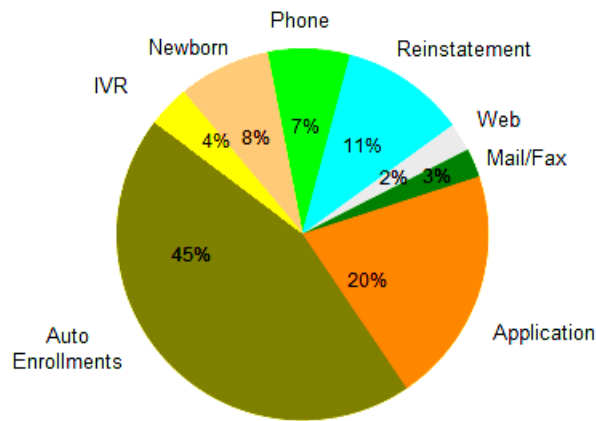




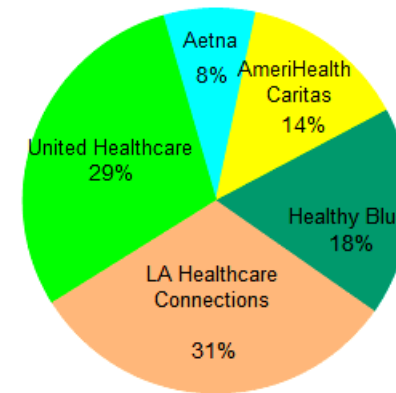
Healthy Louisiana
Enrollments by Health Plan and Source
Total Active Members
Reporting Month: August 2018
Effective: September 2018

Enrollment by Source



Application	301807
Auto Enrollments	662250
IVR	52973
Newborn	116258
Phone	108426
Reinstatement	160435
Web	34231
Mail/Fax	38637
Total:	1475017

Enrollment by Plan



Aetna	114760
AmeriHealth Caritas	204749
Healthy Blue	258756
LA Healthcare Connections	462816
United Healthcare	433936
Total:	1475017

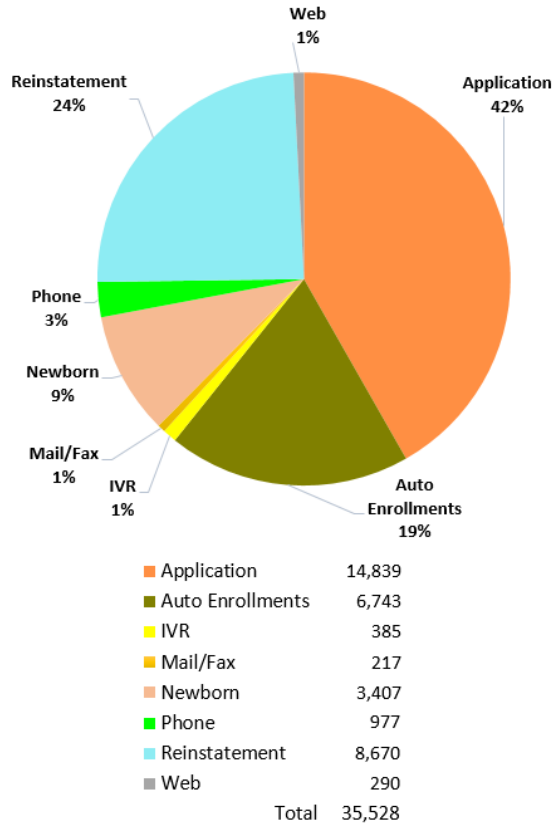
Description: This report shows all active members in Healthy Louisiana as of the effective date above. Members who will be disenrolled at the end of the reporting month are not included. Enrollees who gain and lose eligibility during the reporting month are not included. Enrollees who opt out of Healthy Louisiana during the reporting month are not included.

Note: Percentages are rounded to the nearest whole number.

	Mail/Fax	IVR	Newborn	Phone	Reinstatement	Web	Auto Enrollment	Application	Total Enrollments
Aetna	2,693	2,968	6,156	3,925	8,432	3,111	60,294	27,181	114,760
AmeriHealth Caritas	6,716	7,483	18,797	18,220	23,821	4,358	96,554	28,800	204,749
Healthy Blue	9,678	11,867	23,512	26,730	26,572	8,667	96,703	55,027	258,756
LA Healthcare Connections	10,397	16,168	38,867	38,135	54,957	10,860	210,608	82,824	462,816
United Healthcare	9,153	14,487	28,926	21,416	46,653	7,235	198,091	107,975	433,936
Total	38,637	52,973	116,258	108,426	160,435	34,231	662,250	301,807	1,475,017

Description: This report shows all active members in Healthy Louisiana as of the end of the reporting month. Members who will be disenrolled at the end of the reporting month are not included in this report. Enrollees who gain and lose eligibility during the reporting month are not included. Enrollees who opt out of Healthy Louisiana during the reporting month are not included.

Enrollment by Source - Monthly



	Mail/Fax	IVR	Newborn	Phone	Reinstatement	Web	Auto Enrollments	Application	Total Enrollments
Aetna	20	21	239	44	655	38	1,241	1,450	3,708
AmeriHealth Caritas	27	35	448	109	1,223	36	1,289	1,436	4,603
Healthy Blue	77	84	611	245	1,289	67	1,380	3,214	6,967
LA Healthcare Connections	34	107	1,089	359	2,697	69	1,446	3,833	9,634
United Healthcare	59	138	1,020	220	2,806	80	1,387	4,906	10,616
Total	217	385	3,407	977	8,670	290	6,743	14,839	35,528

Description: This report shows new enrollments and transfers for the reporting month. Members who transfer plan during the reporting month will only be counted once for the month, regardless of how many times the member transfers during the month. Members who will be disenrolled at the end of the reporting month are not included in this report. Enrollees who gain and lose eligibility during the reporting month are not included.

Note: Percentages are rounded to the nearest whole number.