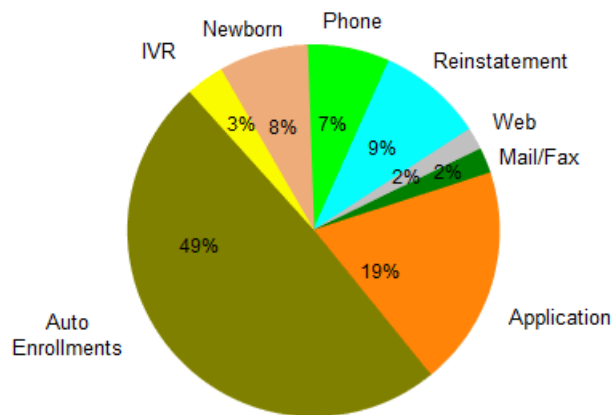




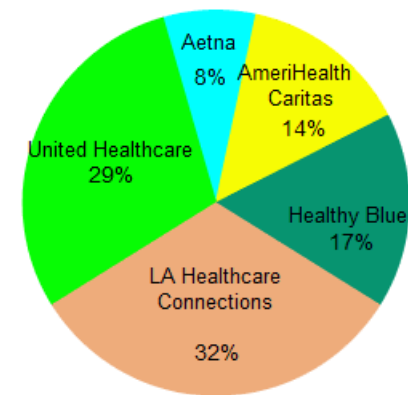
Healthy Louisiana
Enrollments by Health Plan and Source
Total Active Members
Reporting Month: February 2018
Effective: March 2018

Enrollment by Source



Application	283020
Auto Enrollments	730587
IVR	50180
Newborn	111843
Phone	110529
Reinstatement	133517
Web	28380
Mail/Fax	34023
Total:	1482039

Enrollment by Plan



Aetna	114428
AmeriHealth Caritas	208994
Healthy Blue	245481
LA Healthcare Connections	477582
United Healthcare	435554
Total:	1482039

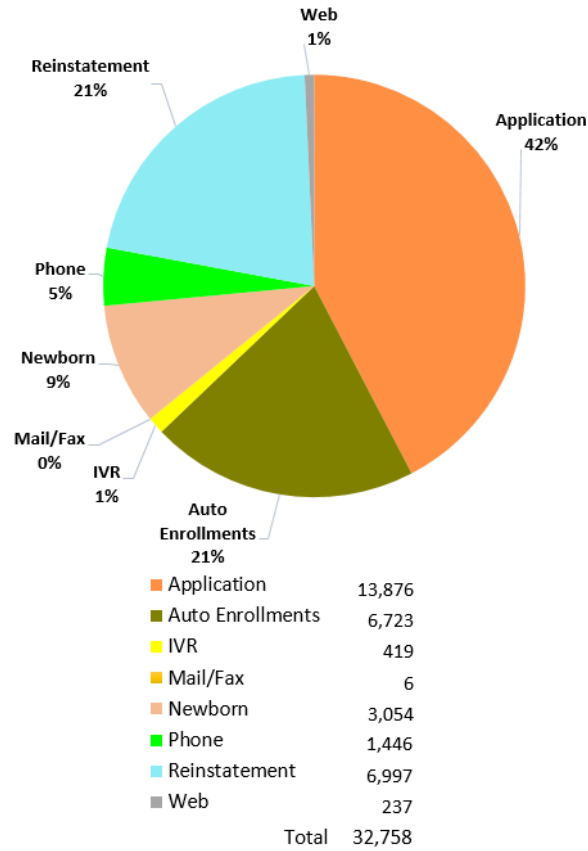
Description: This report shows all active members in Healthy Louisiana as of the effective date above. Members who will be disenrolled at the end of the reporting month are not included. Enrollees who gain and lose eligibility during the reporting month are not included. Enrollees who opt out of Healthy Louisiana during the reporting month are not included.

Note: Percentages are rounded to the nearest whole number.

	Mail/Fax	IVR	Newborn	Phone	Reinstatement	Web	Auto Enrollment	Application	Total Enrollments
Aetna	2,273	2,455	5,835	3,752	6,701	2,026	65,332	26,054	114,428
AmeriHealth Caritas	6,514	7,406	18,775	19,449	20,447	3,799	105,912	26,692	208,994
Healthy Blue	7,247	10,139	22,774	25,464	22,308	5,766	104,004	47,779	245,481
LA Healthcare Connections	9,967	16,758	37,666	41,391	46,448	10,671	236,021	78,660	477,582
United Healthcare	8,022	13,402	26,793	20,473	37,613	6,118	219,298	103,835	435,554
Total	34,023	50,160	111,843	110,529	133,517	28,380	730,567	283,020	1,482,039

Description: This report shows all active members in Healthy Louisiana as of the end of the reporting month. Members who will be disenrolled at the end of the reporting month are not included in this report. Enrollees who gain and lose eligibility during the reporting month are not included. Enrollees who opt out of Healthy Louisiana during the reporting month are not included.

Enrollment by Source - Monthly



	Mail/Fax	IVR	Newborn	Phone	Reinstatement	Web	Auto Enrollments	Application	Total Enrollments
Aetna	2	35	205	49	439	28	1,224	1,302	3,284
AmeriHealth Caritas	0	35	401	93	921	25	1,294	1,352	4,121
Healthy Blue	3	132	553	460	1,054	78	1,305	2,918	6,503
LA Healthcare Connections	0	102	980	409	2,381	57	1,470	3,745	9,144
United Healthcare	1	115	915	435	2,202	49	1,430	4,559	9,706
Total	6	419	3,054	1,446	6,997	237	6,723	13,876	32,758

Description: This report shows new enrollments and transfers for the reporting month. Members who transfer plan during the reporting month will only be counted once for the month, regardless of how many times the member transfers during the month. Members who will be disenrolled at the end of the reporting month are not included in this report. Enrollees who gain and lose eligibility during the reporting month are not included.

Note: Percentages are rounded to the nearest whole number.