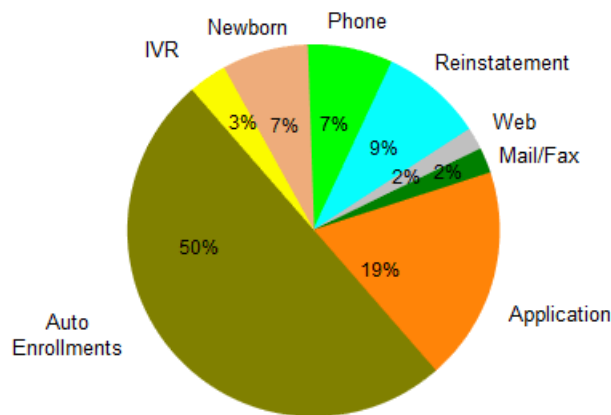




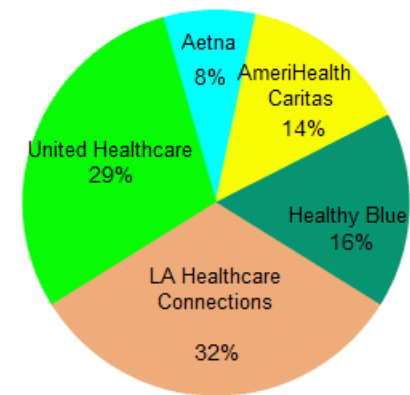
Healthy Louisiana
Enrollments by Health Plan and Source
Total Active Members
Reporting Month: January 2018
Effective: February 2018

Enrollment by Source



Application	276039
Auto Enrollments	739031
IVR	50652
Newborn	110403
Phone	110432
Reinstatement	129108
Web	28680
Mail/Fax	34473
Total:	1478796

Enrollment by Plan



Aetna	114075
AmeriHealth Caritas	209107
Healthy Blue	243668
LA Healthcare Connections	477601
United Healthcare	434345
Total:	1478796

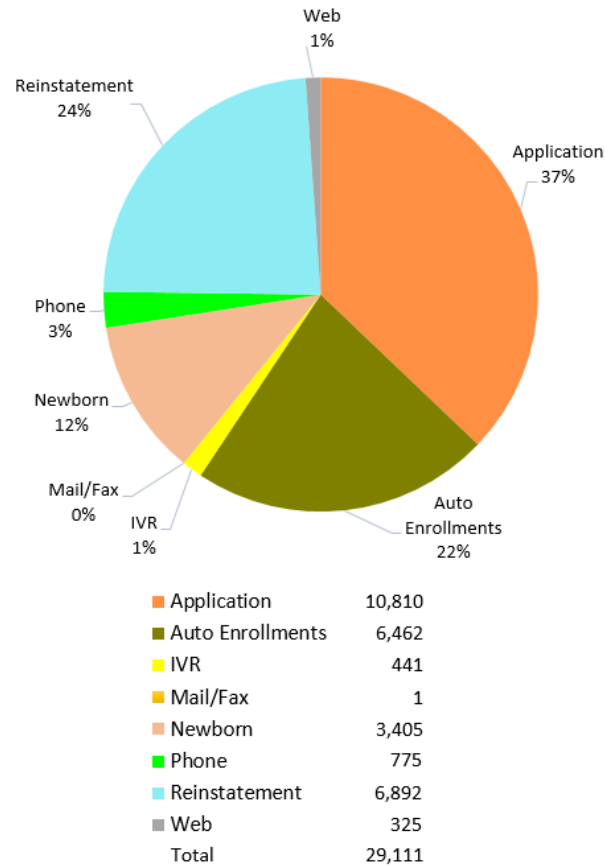
Description: This report shows all active members in Healthy Louisiana as of the effective date above. Members who will be disenrolled at the end of the reporting month are not included. Enrollees who gain and lose eligibility during the reporting month are not included. Enrollees who opt out of Healthy Louisiana during the reporting month are not included.

Note: Percentages are rounded to the nearest whole number.

	Mail/Fax	IVR	Newborn	Phone	Reinstatement	Web	Auto Enrollment	Application	Total Enrollments
Aetna	2,297	2,476	5,748	3,758	6,442	2,038	65,751	25,565	114,075
AmeriHealth Caritas	6,598	7,474	18,623	19,560	19,970	3,850	107,025	26,007	209,107
Healthy Blue	7,349	10,150	22,535	25,360	21,662	5,793	104,975	45,844	243,668
LA Healthcare Connections	10,090	16,992	37,243	41,488	44,932	10,799	239,280	76,777	477,601
United Healthcare	8,139	13,560	26,254	20,266	36,100	6,180	222,000	101,846	434,345
Total	34,473	50,652	110,403	110,432	129,106	28,660	739,031	276,039	1,478,796

Description: This report shows all active members in Healthy Louisiana as of the end of the reporting month. Members who will be disenrolled at the end of the reporting month are not included in this report. Enrollees who gain and lose eligibility during the reporting month are not included. Enrollees who opt out of Healthy Louisiana during the reporting month are not included.

Enrollment by Source - Monthly



	Mail/Fax	IVR	Newborn	Phone	Reinstatement	Web	Auto Enrollments	Application	Total Enrollments
Aetna	0	39	220	38	438	41	1,138	1,029	2,943
AmeriHealth Caritas	0	20	450	53	941	23	1,262	1,081	3,830
Healthy Blue	1	136	602	148	1,101	86	1,277	2,372	5,723
LA Healthcare Connections	0	118	1,122	301	2,306	107	1,417	2,818	8,189
United Healthcare	0	128	1,011	235	2,106	68	1,368	3,510	8,426
Total	1	441	3,405	775	6,892	325	6,462	10,810	29,111

Description: This report shows new enrollments and transfers for the reporting month. Members who transfer plan during the reporting month will only be counted once for the month, regardless of how many times the member transfers during the month. Members who will be disenrolled at the end of the reporting month are not included in this report. Enrollees who gain and lose eligibility during the reporting month are not included.

Note: Percentages are rounded to the nearest whole number.