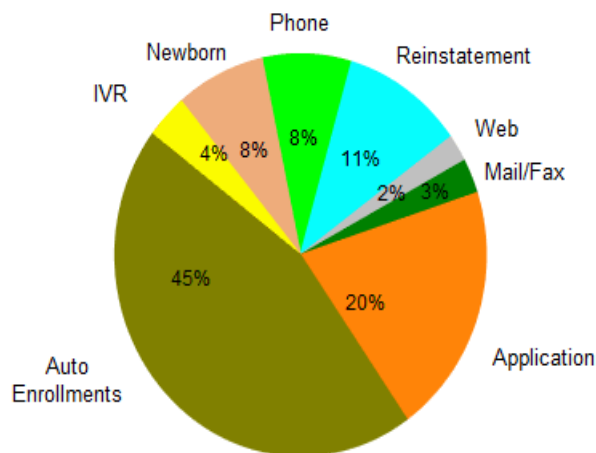




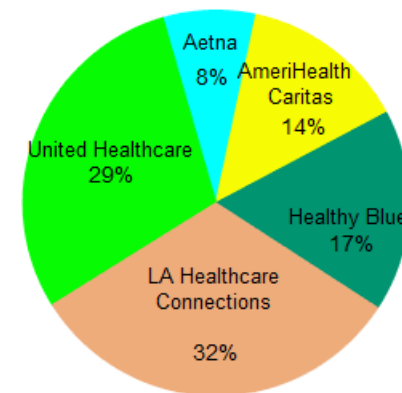
Healthy Louisiana
Enrollments by Health Plan and Source
Total Active Members
Reporting Month: July 2018
Effective: August 2018

Enrollment by Source



Application	296473
Auto Enrollments	665587
IVR	53558
Newborn	114808
Phone	111644
Reinstatement	156221
Web	34550
Mail/Fax	38994
Total:	1471815

Enrollment by Plan



Aetna	114335
AmeriHealth Caritas	205600
Healthy Blue	249854
LA Healthcare Connections	468917
United Healthcare	433109
Total:	1471815

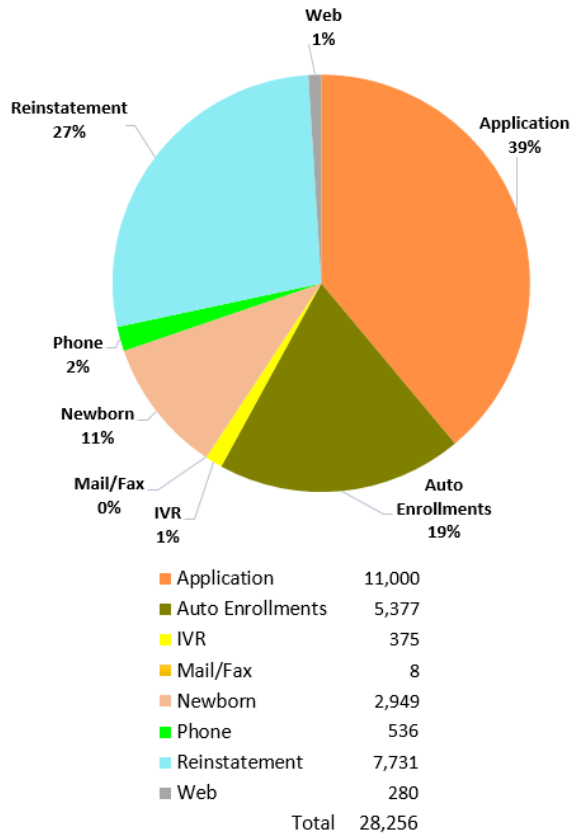
Description: This report shows all active members in Healthy Louisiana as of the effective date above. Members who will be disenrolled at the end of the reporting month are not included. Enrollees who gain and lose eligibility during the reporting month are not included. Enrollees who opt out of Healthy Louisiana during the reporting month are not included.

Note: Percentages are rounded to the nearest whole number.

	Mail/Fax	IVR	Newborn	Phone	Reinstatement	Web	Auto Enrollment	Application	Total Enrollments
Aetna	3,067	3,031	6,056	4,435	8,071	2,649	60,327	26,699	114,335
AmeriHealth Caritas	7,364	7,708	18,666	18,878	23,235	4,580	96,910	28,259	205,600
Healthy Blue	7,625	10,501	23,262	25,722	25,955	6,271	96,919	53,599	249,854
LA Healthcare Connections	11,504	18,109	38,393	40,840	53,711	13,003	211,923	81,434	468,917
United Healthcare	9,434	14,209	28,431	21,769	45,249	8,047	199,488	106,482	433,109
Total	38,994	53,558	114,808	111,644	156,221	34,550	665,567	296,473	1,471,815

Description: This report shows all active members in Healthy Louisiana as of the end of the reporting month. Members who will be disenrolled at the end of the reporting month are not included in this report. Enrollees who gain and lose eligibility during the reporting month are not included. Enrollees who opt out of Healthy Louisiana during the reporting month are not included.

Enrollment by Source - Monthly



	Mail/Fax	IVR	Newborn	Phone	Reinstatement	Web	Auto Enrollments	Application	Total Enrollments
Aetna	1	42	198	29	533	33	987	1,024	2,847
AmeriHealth Caritas	3	24	386	32	1,068	34	1,009	1,140	3,696
Healthy Blue	0	99	548	103	1,188	64	1,106	2,421	5,529
LA Healthcare Connections	1	93	933	229	2,508	87	1,191	2,853	7,895
United Healthcare	3	117	884	143	2,434	62	1,084	3,562	8,289
Total	8	375	2,949	536	7,731	280	5,377	11,000	28,256

Description: This report shows new enrollments and transfers for the reporting month. Members who transfer plan during the reporting month will only be counted once for the month, regardless of how many times the member transfers during the month. Members who will be disenrolled at the end of the reporting month are not included in this report. Enrollees who gain and lose eligibility during the reporting month are not included.

Note: Percentages are rounded to the nearest whole number.