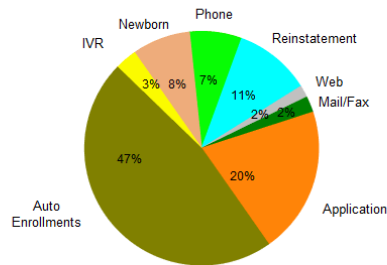


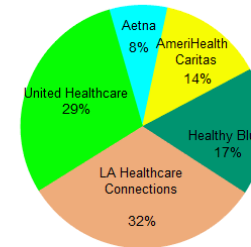
Healthy Louisiana Enrollments by Health Plan and Source Total Active Members Reporting Month: June 2018 Effective: July 2018

Enrollment by Source



Application	297898
Auto Enrollments	688188
IVR	47712
Newborn	115059
Phone	106645
Reinstatement	154328
Web	27040
Mail/Fax	32108
Total:	1468972

Enrollment by Plan



Aetna	113896
AmeriHealth Caritas	205581
Healthy Blue	248453
LA Healthcare Connections	468693
United Healthcare	432349
Total:	1468972

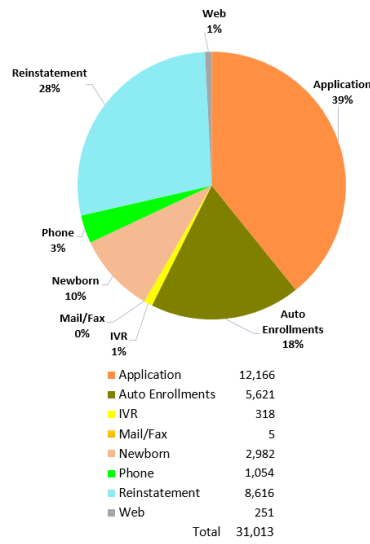
Description: This report shows all active members in Healthy Louisiana as of the effective date above. Members who will be disenrolled at the end of the reporting month are not included. Enrollees who gain and lose eligibility during the reporting month are not included. Enrollees who opt out of Healthy Louisiana during the reporting month are not included.

Note: Percentages are rounded to the nearest whole number.

	Mail/Fax	IVR	Newborn	Phone	Reinstatement	Web	Auto Enrollment	Application	Total Enrollments
Aetna	2,148	2,374	6,120	3,607	8,002	1,988	62,478	27,179	113,896
AmeriHealth Caritas	6,112	7,015	18,869	18,434	23,127	3,559	100,184	28,281	205,581
Healthy Blue	6,884	9,816	23,235	25,404	25,564	5,604	99,035	52,911	248,453
LA Healthcare Connections	9,366	15,759	38,554	38,893	53,401	10,042	220,403	82,275	468,693
United Healthcare	7,596	12,748	28,281	20,307	44,234	5,847	206,086	107,250	432,349
Total	32,106	47,712	115,059	106,645	154,328	27,040	688,186	297,896	1,468,972

Description: This report shows all active members in Healthy Louisiana as of the end of the reporting month. Members who will be disenrolled at the end of the reporting month are not included in this report. Enrollees who gain and lose eligibility during the reporting month are not included. Enrollees who opt out of Healthy Louisiana during the reporting month are not included.

Enrollment by Source - Monthly



	Mail/Fax	IVR	Newborn	Phone	Reinstatement	Web	Auto Enrollments	Application	Total Enrollments
Aetna	1	17	211	47	585	35	1,040	1,220	3,156
AmeriHealth Caritas	0	31	363	90	1,066	28	1,091	1,241	3,910
Healthy Blue	1	83	518	310	1,418	76	1,103	2,644	6,153
LA Healthcare Connections	1	92	923	301	2,910	65	1,208	3,108	8,608
United Healthcare	2	95	967	306	2,637	47	1,179	3,953	9,186
Total	5	318	2,982	1,054	8,616	251	5,621	12,166	31,013

Description: This report shows new enrollments and transfers for the reporting month. Members who transfer plan during the reporting month will only be counted once for the month, regardless of how many times the member transfers during the month. Members who will be disenrolled at the end of the reporting month are not included in this report. Enrollees who gain and lose eligibility during the reporting month are not included.

Note: Percentages are rounded to the nearest whole number.