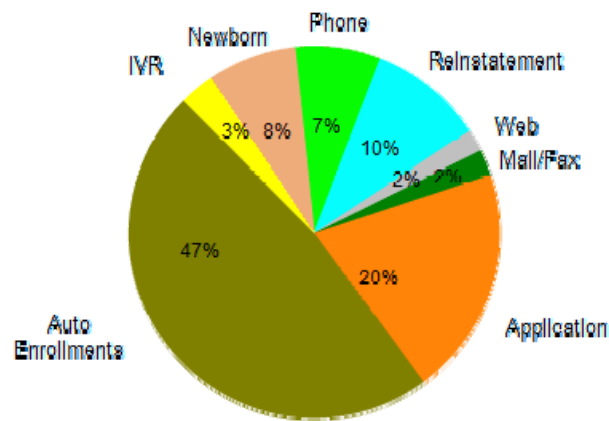




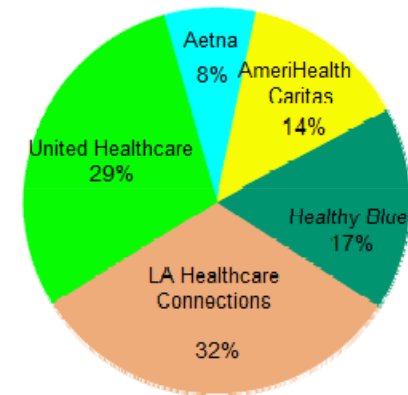
Healthy Louisiana
Enrollments by Health Plan and Source
Total Active Members
Reporting Month: May 2018
Effective: June 2018

Enrollment by Source



Application	324804
Auto Enrollments	699908
IVR	48918
Newborn	114138
Phone	108844
Reinstatement	148888
Web	37912
Mail/Fax	38880
Total:	1473888

Enrollment by Plan



Aetna	114877
AmeriHealth Caritas	208887
Healthy Blue	248888
LA Healthcare Connections	470781
United Healthcare	438888
Total:	1473888

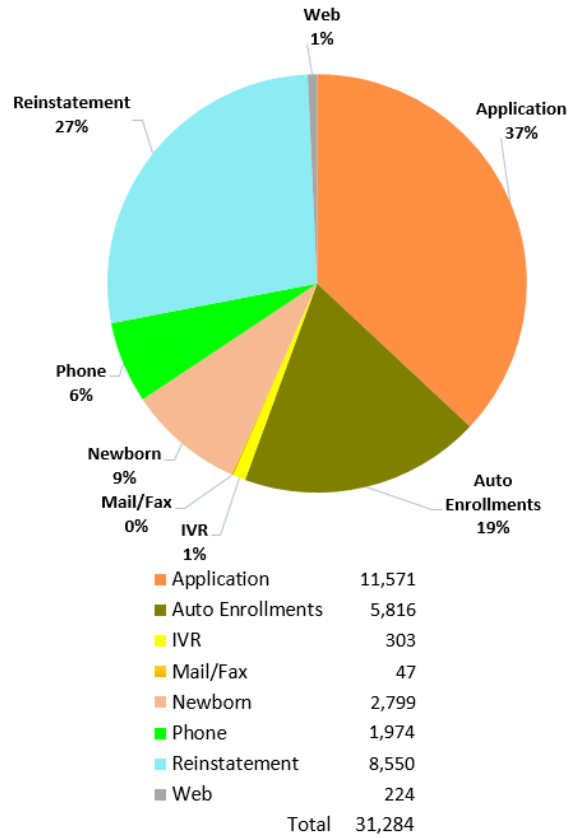
Description: This report shows all active members in Healthy Louisiana as of the effective date above. Members who will be disenrolled at the end of the reporting month are not included. Enrollees who gain and lose eligibility during the reporting month are not included. Enrollees who opt out of Healthy Louisiana during the reporting month are not included.

Note: Percentages are rounded to the nearest whole number.

	Mail/Fax	IVR	Newborn	Phone	Reinstatement	Web	Auto Enrollment	Application	Total Enrollments
Aetna	2,174	2,401	6,072	3,798	7,649	2,003	63,318	26,962	114,377
AmeriHealth Caritas	6,193	7,081	18,812	18,875	22,570	3,615	101,671	27,850	206,667
Healthy Blue	6,974	9,911	23,082	25,649	24,742	5,614	100,290	51,788	248,050
LA Healthcare Connections	9,488	15,988	38,277	39,732	51,687	10,157	223,816	81,586	470,731
United Healthcare	7,691	12,934	27,880	20,790	42,711	5,923	209,213	106,718	433,860
Total	32,520	48,315	114,123	108,844	149,359	27,312	698,308	294,904	1,473,685

Description: This report shows all active members in Healthy Louisiana as of the end of the reporting month. Members who will be disenrolled at the end of the reporting month are not included in this report. Enrollees who gain and lose eligibility during the reporting month are not included. Enrollees who opt out of Healthy Louisiana during the reporting month are not included.

Enrollment by Source - Monthly



	Mail/Fax	IVR	Newborn	Phone	Reinstatement	Web	Auto Enrollments	Application	Total Enrollments
Aetna	0	25	198	126	548	31	1,053	1,149	3,130
AmeriHealth Caritas	1	33	367	237	1,281	24	1,109	1,067	4,119
Healthy Blue	33	87	512	715	1,264	58	1,190	2,506	6,365
LA Healthcare Connections	0	68	859	305	2,765	58	1,288	3,103	8,446
United Healthcare	13	90	863	591	2,692	53	1,176	3,746	9,224
Total	47	303	2,799	1,974	8,550	224	5,816	11,571	31,284

Description: This report shows new enrollments and transfers for the reporting month. Members who transfer plan during the reporting month will only be counted once for the month, regardless of how many times the member transfers during the month. Members who will be disenrolled at the end of the reporting month are not included in this report. Enrollees who gain and lose eligibility during the reporting month are not included.

Note: Percentages are rounded to the nearest whole number.