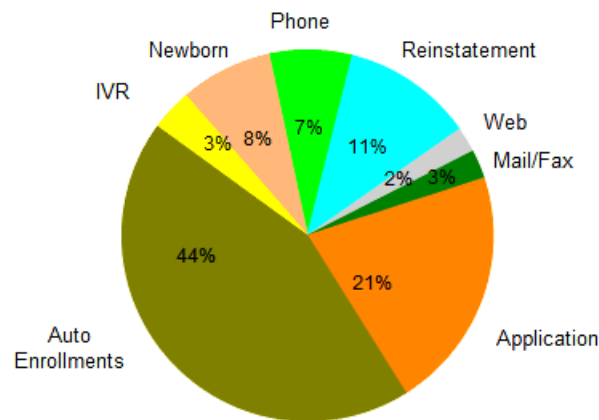




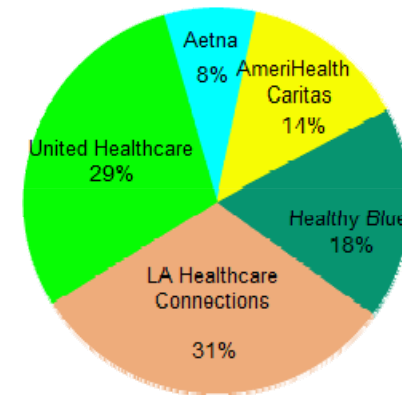
Healthy Louisiana
Enrollments by Health Plan and Source
Total Active Members
Reporting Month: November 2018
Effective: December 2018

Enrollment by Source



Application	315273
Auto Enrollments	653633
IVR	51916
Newborn	121575
Phone	107008
Reinstatement	169818
Web	33519
Mail/Fax	37553
Total:	1490295

Enrollment by Plan



Aetna	116118
AmeriHealth Caritas	208464
Healthy Blue	289342
LA Healthcare Connections	468249
United Healthcare	438128
Total:	1490295

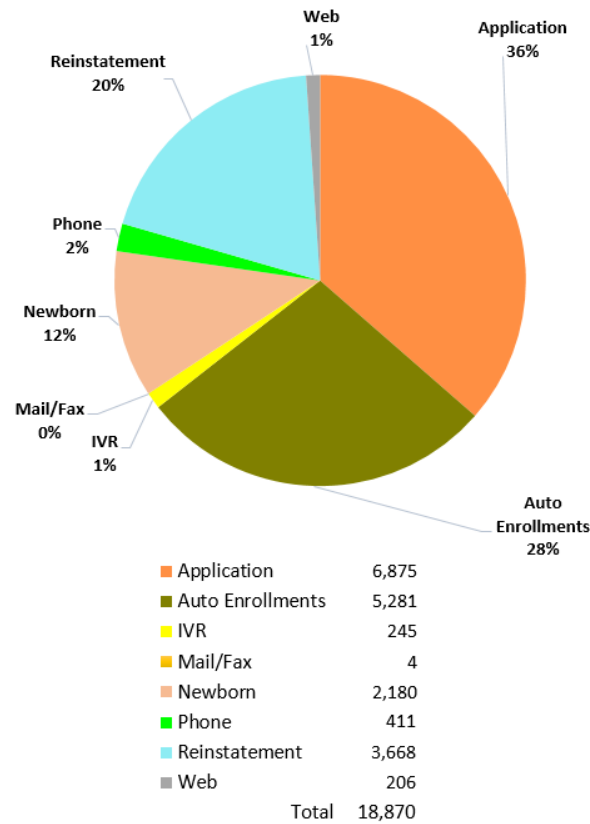
Description: This report shows all active members in Healthy Louisiana as of the effective date above. Members who will be disenrolled at the end of the reporting month are not included. Enrollees who gain and lose eligibility during the reporting month are not included. Enrollees who opt out of Healthy Louisiana during the reporting month are not included.

Note: Percentages are rounded to the nearest whole number.

	Mail/Fax	IVR	Newborn	Phone	Reinstatement	Web	Auto Enrollment	Application	Total Enrollments
Aetna	2,590	2,894	6,490	3,851	9,177	2,999	59,918	28,199	116,118
AmeriHealth Caritas	6,554	7,333	19,413	17,872	25,004	4,294	95,586	30,408	206,464
Healthy Blue	9,415	11,672	24,521	26,390	28,070	8,525	96,071	58,678	263,342
LA Healthcare Connections	10,121	15,783	40,523	37,803	57,982	10,645	207,161	86,225	466,243
United Healthcare	8,873	14,234	30,628	21,092	49,585	7,056	194,897	111,763	438,128
Total	37,553	51,916	121,575	107,008	169,818	33,519	653,633	315,273	1,490,295

Description: This report shows all active members in Healthy Louisiana as of the end of the reporting month. Members who will be disenrolled at the end of the reporting month are not included in this report. Enrollees who gain and lose eligibility during the reporting month are not included. Enrollees who opt out of Healthy Louisiana during the reporting month are not included.

Enrollment by Source - Monthly



	Mail/Fax	IVR	Newborn	Phone	Reinstatement	Web	Auto Enrollments	Application	Total Enrollments
Aetna	1	19	151	19	285	21	978	724	2,198
AmeriHealth Caritas	0	17	265	36	541	12	1,024	673	2,568
Healthy Blue	1	69	428	84	602	72	1,047	1,406	3,709
LA Healthcare Connections	0	47	669	178	1,099	68	1,125	1,746	4,932
United Healthcare	2	93	667	94	1,141	33	1,107	2,326	5,463
Total	4	245	2,180	411	3,668	206	5,281	6,875	18,870

Description: This report shows new enrollments and transfers for the reporting month. Members who transfer plan during the reporting month will only be counted once for the month, regardless of how many times the member transfers during the month. Members who will be disenrolled at the end of the reporting month are not included in this report. Enrollees who gain and lose eligibility during the reporting month are not included.

Note: Percentages are rounded to the nearest whole number.