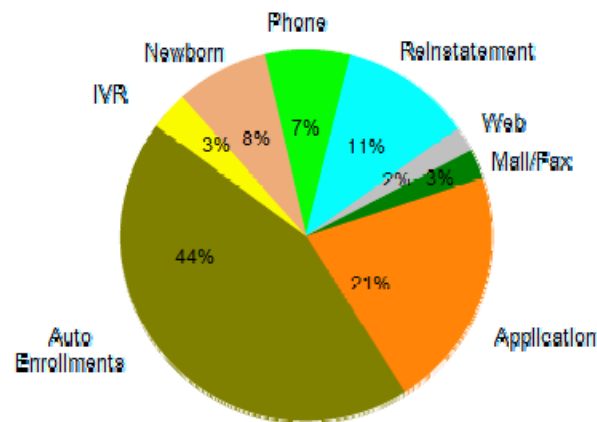




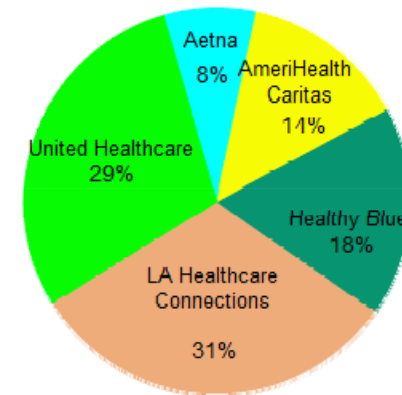
Healthy Louisiana
Enrollments by Health Plan and Source
Total Active Members
Reporting Month: October 2018
Effective: November 2018

Enrollment by Source



Application	911845
Auto Enrollments	661198
IVR	61888
Newborn	118887
Phone	110188
Reinstatement	166090
Web	99478
Mail/Fax	97879
Total:	1484101

Enrollment by Plan



Aetna	118740
AmeriHealth Caritas	208891
Healthy Blue	281894
LA Healthcare Connections	464810
United Healthcare	436428
Total:	1484101

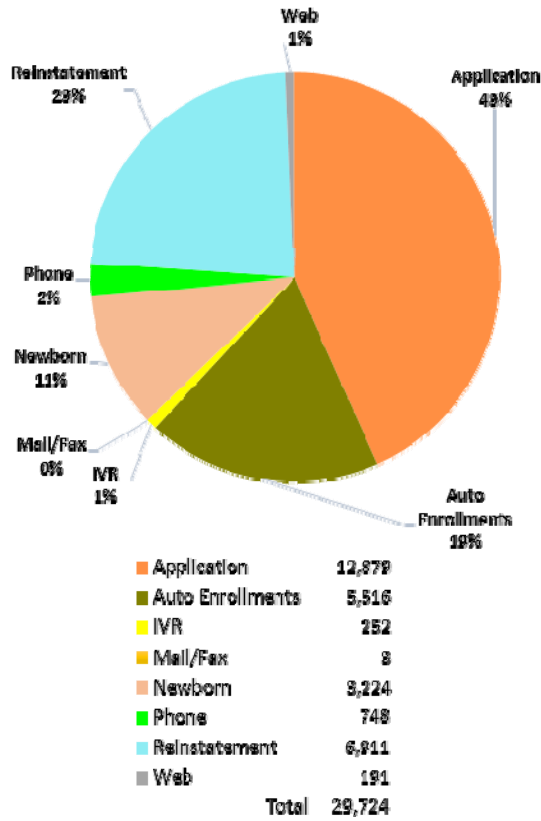
Description: This report shows all active members in Healthy Louisiana as of the effective date above. Members who will be disenrolled at the end of the reporting month are not included. Enrollees who gain and lose eligibility during the reporting month are not included. Enrollees who opt out of Healthy Louisiana during the reporting month are not included.

Note: Percentages are rounded to the nearest whole number.

	Mail/Fax	IVR	Newborn	Phone	Reinstatement	Web	Auto Enrollment	Application	Total Enrollments
Aetna	2,600	2,883	6,400	4,513	9,024	3,004	59,405	27,911	115,740
AmeriHealth Caritas	6,573	7,345	19,209	18,275	24,756	4,302	95,076	30,055	205,591
Healthy Blue	9,443	11,637	24,195	26,886	27,783	8,493	95,464	57,933	261,834
LA Healthcare Connections	10,151	15,800	39,976	38,472	57,429	10,617	206,738	85,327	464,510
United Healthcare	8,906	14,194	30,117	22,037	49,038	7,060	194,453	110,621	436,426
Total	37,673	51,859	119,897	110,183	168,030	33,476	651,136	311,847	1,484,101

Description: This report shows all active members in Healthy Louisiana as of the end of the reporting month. Members who will be disenrolled at the end of the reporting month are not included in this report. Enrollees who gain and lose eligibility during the reporting month are not included. Enrollees who opt out of Healthy Louisiana during the reporting month are not included.

Enrollment by Source - Monthly



	Mail/Fax	IVR	Newborn	Phone	Reinstatement	Web	Auto Enrollments	Application	Total Enrollments
Aetna	0	14	227	32	544	26	1,025	1,287	3,155
AmeriHealth Caritas	0	21	438	65	904	32	1,056	1,375	3,891
Healthy Blue	1	83	610	207	1,060	61	1,107	2,844	5,973
LA Healthcare Connections	0	66	966	290	2,201	43	1,193	3,181	7,940
United Healthcare	2	68	983	154	2,202	29	1,135	4,192	8,765
Total	3	252	3,224	748	6,911	191	5,516	12,879	29,724

Description: This report shows new enrollments and transfers for the reporting month. Members who transfer plan during the reporting month will only be counted once for the month, regardless of how many times the member transfers during the month. Members who will be disenrolled at the end of the reporting month are not included in this report. Enrollees who gain and lose eligibility during the reporting month are not included.

Note: Percentages are rounded to the nearest whole number.