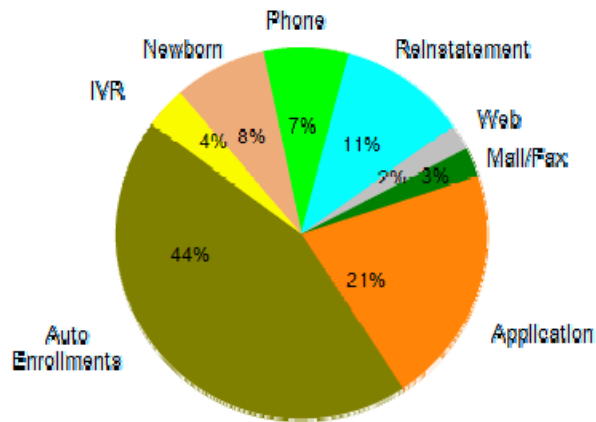




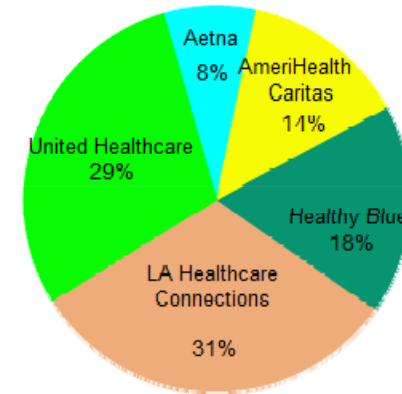
Healthy Louisiana
Enrollments by Health Plan and Source
Total Active Members
Reporting Month: September 2018
Effective: October 2018

Enrollment by Source



Application	907740
Auto Enrollments	667488
IVR	62414
Newborn	118481
Phone	110889
Reinstatement	164700
Web	98859
Mail/Fax	98118
Total:	1488847

Enrollment by Plan



Aetna	118739
AmeriHealth Caritas	208701
Healthy Blue	280984
LA Healthcare Connections	464722
United Healthcare	436407
Total:	1488847

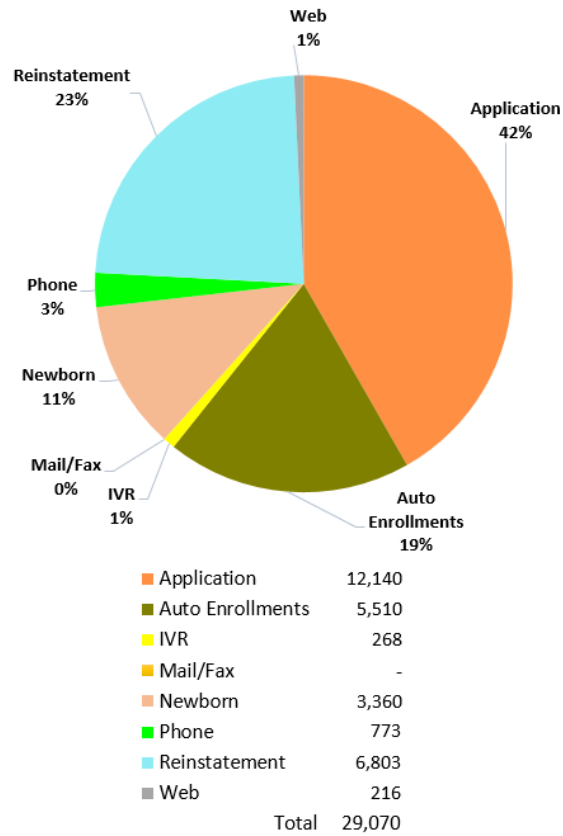
Description: This report shows all active members in Healthy Louisiana as of the effective date above. Members who will be disenrolled at the end of the reporting month are not included. Enrollees who gain and lose eligibility during the reporting month are not included. Enrollees who opt out of Healthy Louisiana during the reporting month are not included.

Note: Percentages are rounded to the nearest whole number.

	Mail/Fax	IVR	Newborn	Phone	Reinstatement	Web	Auto Enrollment	Application	Total Enrollments
Aetna	2,645	2,918	6,316	4,340	8,780	3,064	60,064	27,606	115,733
AmeriHealth Caritas	6,638	7,422	19,042	18,446	24,284	4,327	96,038	29,504	205,701
Healthy Blue	9,559	11,740	23,895	27,017	27,225	8,596	96,229	56,723	260,984
LA Healthcare Connections	10,257	15,981	39,573	38,702	56,396	10,757	208,755	84,301	464,722
United Healthcare	9,019	14,353	29,655	22,178	48,015	7,179	196,402	109,606	436,407
Total	38,118	52,414	118,481	110,683	164,700	33,923	657,488	307,740	1,483,547

Description: This report shows all active members in Healthy Louisiana as of the end of the reporting month. Members who will be disenrolled at the end of the reporting month are not included in this report. Enrollees who gain and lose eligibility during the reporting month are not included. Enrollees who opt out of Healthy Louisiana during the reporting month are not included.

Enrollment by Source - Monthly



	Mail/Fax	IVR	Newborn	Phone	Reinstatement	Web	Auto Enrollments	Application	Total Enrollments
Aetna	0	19	237	41	537	24	1,028	1,204	3,090
AmeriHealth Caritas	0	34	411	80	871	27	1,045	1,273	3,741
Healthy Blue	0	62	634	162	1,092	56	1,082	2,663	5,751
LA Healthcare Connections	0	77	1,062	289	2,125	62	1,183	3,084	7,882
United Healthcare	0	76	1,016	201	2,178	47	1,172	3,916	8,606
Total	0	268	3,360	773	6,803	216	5,510	12,140	29,070

Description: This report shows new enrollments and transfers for the reporting month. Members who transfer plan during the reporting month will only be counted once for the month, regardless of how many times the member transfers during the month. Members who will be disenrolled at the end of the reporting month are not included in this report. Enrollees who gain and lose eligibility during the reporting month are not included.

Note: Percentages are rounded to the nearest whole number.