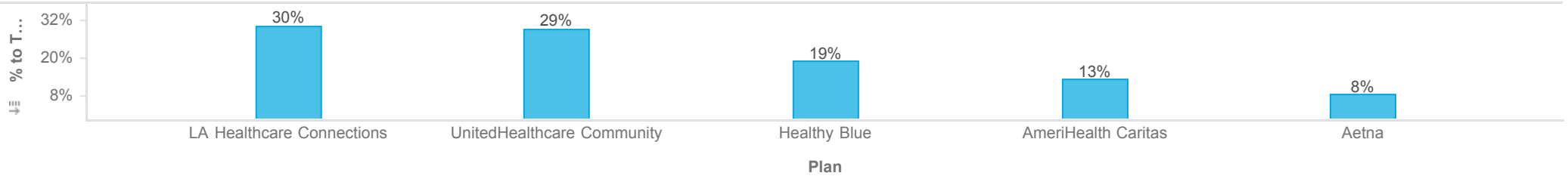




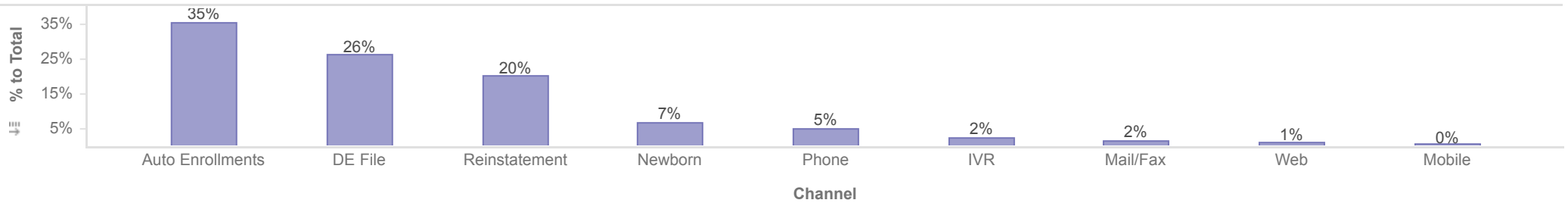
**Healthy Louisiana**  
**Enrollments by Health Plan and Source**  
**Reporting Month: August 2020**  
**Effective Month: September 2020**



**Enrollments by Plan**



**Enrollments by Source**



Metrics											Member Count	
	Auto Enrollments	DE File	IVR	Mail/Fax	Mobile	Newborn	Phone	Reinstatement	Web		Total	
Aetna	59,710	38,413	2,238	1,655	464	6,461	3,524	20,779	1,915		135,159	
AmeriHealth Caritas	87,253	39,554	5,359	4,518	606	17,365	12,737	43,949	2,670		214,011	
Healthy Blue	92,254	92,298	8,963	6,417	1,479	23,147	20,505	56,035	6,024		307,122	
LA Healthcare Connections	172,213	113,137	12,057	7,272	1,346	37,545	29,218	107,296	7,250		487,334	
UnitedHealthcare Community	160,596	139,638	10,507	6,137	1,152	29,950	17,904	98,349	4,767		469,000	
<b>Total</b>	<b>572,026</b>	<b>423,040</b>	<b>39,124</b>	<b>25,999</b>	<b>5,047</b>	<b>114,468</b>	<b>83,888</b>	<b>326,408</b>	<b>22,626</b>		<b>1,612,626</b>	

Description: This report shows all active members in Healthy Louisiana as of the effective date above. Members who will be disenrolled at the end of the reporting month are not included. Enrollees who gain and lose eligibility during the reporting month are not included. J/K linkages are excluded.

Note: Percentages are rounded to the nearest whole number.

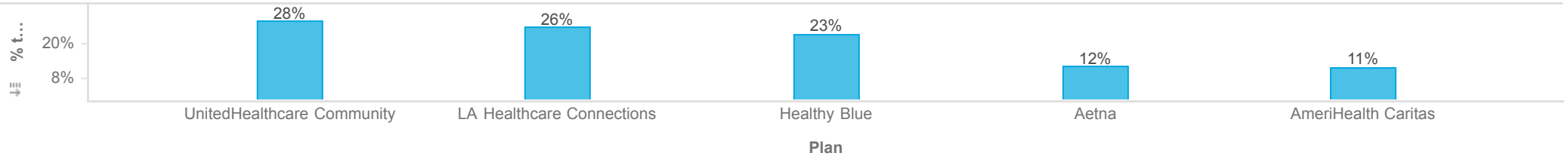
FILTERS (2) | Cancellations Flag 1 (Include) Disenrollment at Month En... (Include)



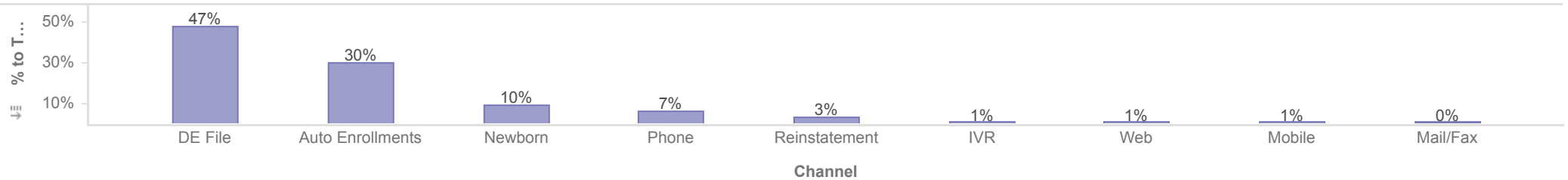
**Healthy Louisiana**  
**Enrollments by Health Plan and Source**  
 Reporting Month: August 2020  
 Effective Month: September 2020



**Enrollments by Plan**



**Enrollments by Source**



Metrics										Member Count	
	Plan	Auto Enrollments	DE File	IVR	Mail/Fax	Mobile	Newborn	Phone	Reinstatement	Web	Total
Aetna		1,607	1,588	31		16	204	157	159	29	3,791
AmeriHealth Caritas		1,721	1,157	25		13	344	179	170	23	3,632
Healthy Blue		1,940	3,777	93	1	50	585	554	224	84	7,308
LA Healthcare Connections		2,206	3,820	94	1	44	997	640	295	60	8,157
UnitedHealthcare Community		2,147	4,702	88	2	45	913	585	245	77	8,804
<b>Total</b>		<b>9,621</b>	<b>15,044</b>	<b>331</b>	<b>4</b>	<b>168</b>	<b>3,043</b>	<b>2,115</b>	<b>1,093</b>	<b>273</b>	<b>31,692</b>

Description: This report shows new enrollments and transfers for the reporting month. Members who transfer plan during the reporting month will only be counted once for the month, regardless of how many times the member transfers during the month. Members who will be disenrolled at the end of the reporting month are not included in this report. Enrollees who gain and lose eligibility during the reporting month are not included. J/K linkages are excluded. Open enrollment transactions are also excluded.

Note: Percentages are rounded to the nearest whole number.