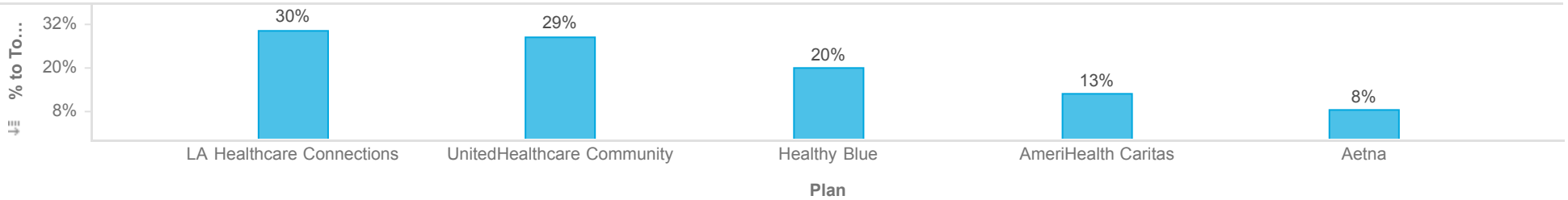




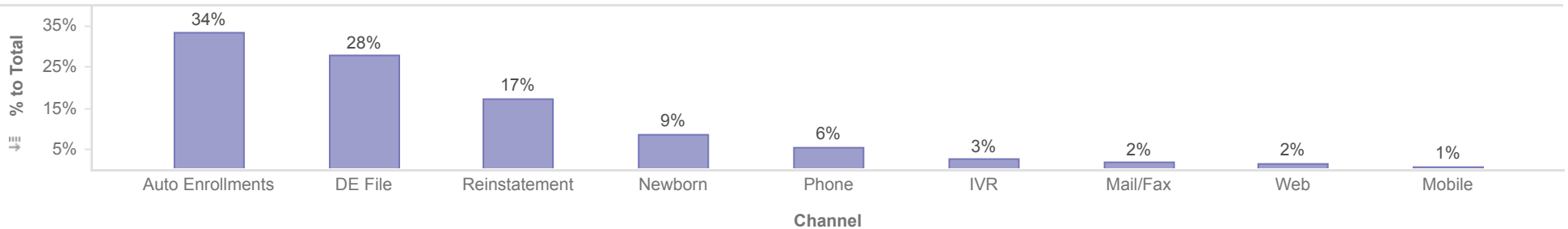
**Healthy Louisiana**  
**Enrollments by Health Plan and Source**  
**Reporting Month: December 2021**  
**Effective Month: January 2022**



**Enrollments by Plan**



**Enrollments by Source**



Metrics	Member Count									
	Auto Enrollments	DE File	IVR	Mail/Fax	Mobile	Newborn	Phone	Reinstatement	Web	Total
Aetna	64,640	45,547	2,781	2,173	1,230	8,965	4,467	18,615	2,548	150,966
AmeriHealth Caritas	91,752	45,084	5,674	4,631	1,286	21,877	12,993	40,626	3,028	226,951
Healthy Blue	99,755	112,897	10,985	9,016	4,476	31,217	24,770	52,750	8,886	354,752
LA Healthcare Connections	177,437	133,214	15,135	10,773	4,318	50,199	34,853	102,457	9,883	538,269
UnitedHealthcare Community	164,468	160,957	12,546	7,427	2,959	41,067	21,357	91,727	6,378	508,886
<b>Total</b>	<b>598,052</b>	<b>497,699</b>	<b>47,121</b>	<b>34,020</b>	<b>14,269</b>	<b>153,325</b>	<b>98,440</b>	<b>306,175</b>	<b>30,723</b>	<b>1,779,824</b>

Description: This report shows all active members in Healthy Louisiana as of the effective date above. Members who will be disenrolled at the end of the reporting month are not included. Enrollees who gain and lose eligibility during the reporting month are not included. J/K linkages are excluded.

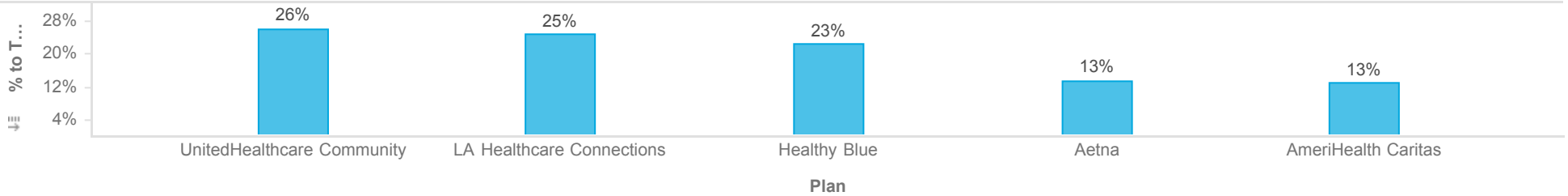
Note: Percentages are rounded to the nearest whole number.



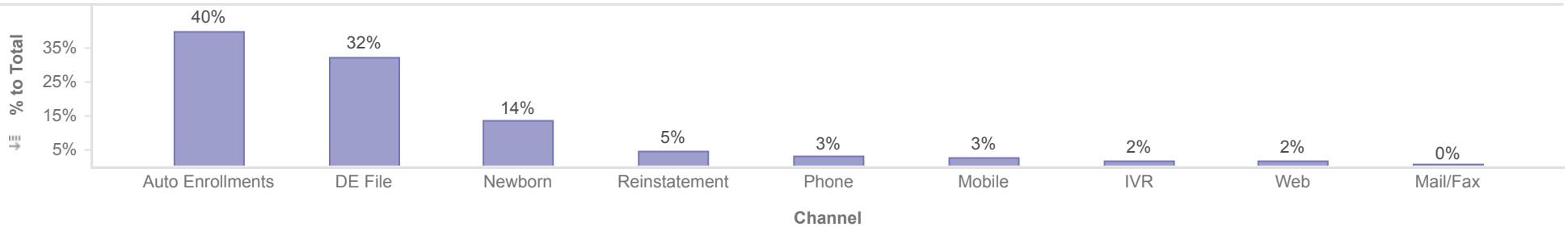
**Healthy Louisiana**  
**Enrollments by Health Plan and Source**  
**Reporting Month: December 2021**  
**Effective Month: January 2022**



**Enrollments by Plan**



**Enrollments by Source**



Metrics	Member Count									
	Auto Enrollments	DE File	IVR	Mail/Fax	Mobile	Newborn	Phone	Reinstatement	Web	Total
Aetna	1,761	988	49	7	68	236	55	142	57	3,363
AmeriHealth Caritas	1,794	668	53	2	56	453	62	167	33	3,288
Healthy Blue	2,028	1,989	112	17	231	704	191	247	160	5,679
LA Healthcare Connections	2,138	1,899	163	25	169	1,062	283	320	127	6,186
UnitedHealthcare Community	2,197	2,424	142	12	126	967	233	312	128	6,541
<b>Total</b>	<b>9,918</b>	<b>7,968</b>	<b>519</b>	<b>63</b>	<b>650</b>	<b>3,422</b>	<b>824</b>	<b>1,188</b>	<b>505</b>	<b>25,057</b>

Description: This report shows new enrollments and transfers for the reporting month. Members who transfer plan during the reporting month will only be counted once for the month, regardless of how many times the member transfers during the month. Members who will be disenrolled at the end of the reporting month are not included in this report. Enrollees who gain and lose eligibility during the reporting month are not included. J/K linkages are excluded. Open enrollment transactions are also excluded.

Note: Percentages are rounded to the nearest whole number.