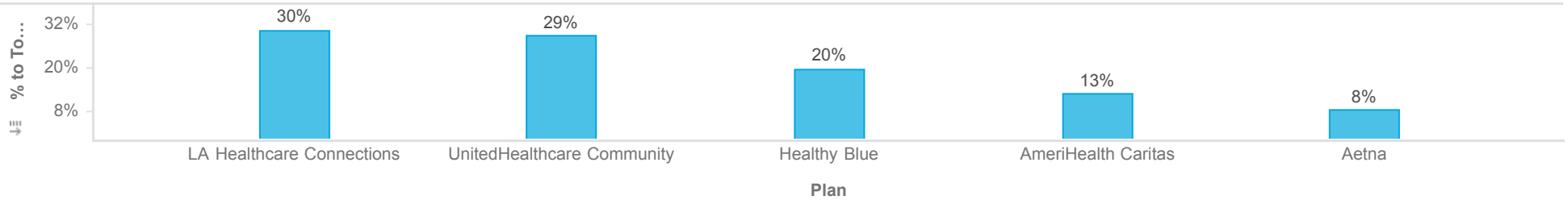




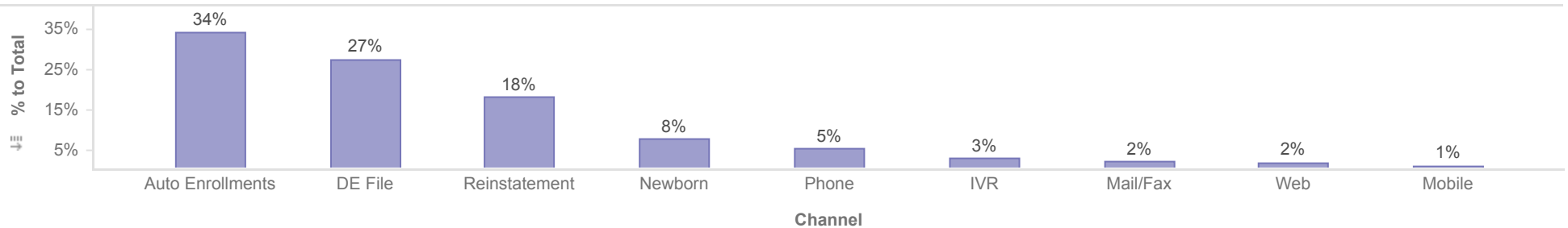
**Healthy Louisiana**  
**Enrollments by Health Plan and Source**  
 Reporting Month: April 2021  
 Effective Month: May 2021



**Enrollments by Plan**



**Enrollments by Source**



Metrics	Member Count									
	Auto Enrollments	DE File	IVR	Mail/Fax	Mobile	Newborn	Phone	Reinstatement	Web	Total
Aetna	62,708	42,640	2,645	2,100	982	7,710	4,168	19,476	2,428	144,857
AmeriHealth Caritas	90,080	43,049	5,674	4,755	1,063	19,590	12,994	41,864	2,946	222,015
Healthy Blue	96,792	104,663	10,472	8,796	3,364	27,237	23,245	54,125	8,089	336,783
LA Healthcare Connections	175,749	125,980	14,401	10,106	3,373	43,806	32,586	104,435	9,105	519,541
UnitedHealthcare Community	163,171	153,502	12,055	7,307	2,352	35,549	19,949	94,207	5,794	493,886
<b>Total</b>	<b>588,500</b>	<b>469,834</b>	<b>45,247</b>	<b>33,064</b>	<b>11,134</b>	<b>133,892</b>	<b>92,942</b>	<b>314,107</b>	<b>28,362</b>	<b>1,717,082</b>

Description: This report shows all active members in Healthy Louisiana as of the effective date above. Members who will be disenrolled at the end of the reporting month are not included. Enrollees who gain and lose eligibility during the reporting month are not included. J/K linkages are excluded.

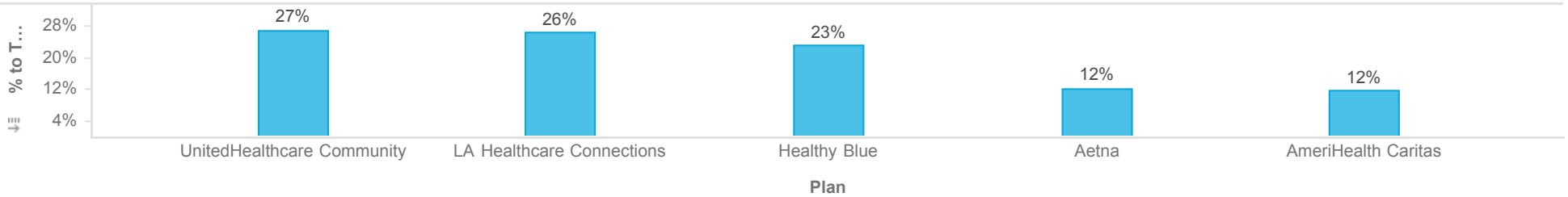
Note: Percentages are rounded to the nearest whole number.



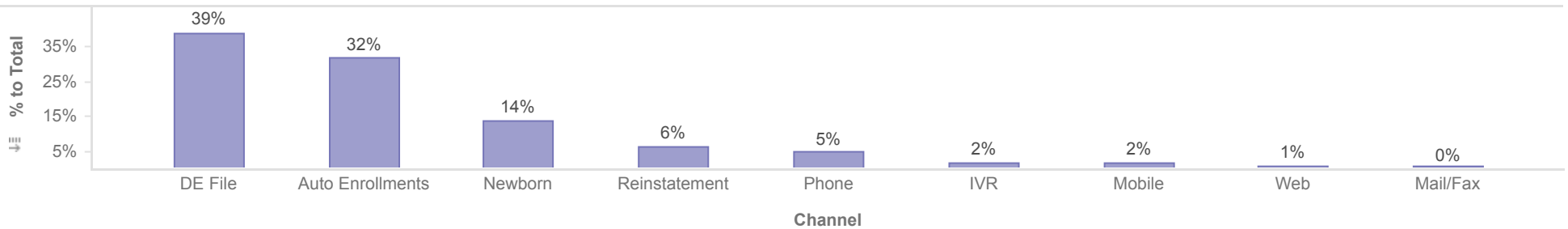
**Healthy Louisiana**  
**Enrollments by Health Plan and Source**  
 Reporting Month: April 2021  
 Effective Month: May 2021



**Enrollments by Plan**



**Enrollments by Source**



Metrics	Member Count									
	Auto Enrollments	DE File	IVR	Mail/Fax	Mobile	Newborn	Phone	Reinstatement	Web	Total
Aetna	1,099	868	30		40	221	65	191	30	2,544
AmeriHealth Caritas	1,148	659	22		35	355	79	164	11	2,473
Healthy Blue	1,376	1,927	97	1	104	608	341	264	76	4,794
LA Healthcare Connections	1,515	2,129	124	1	80	870	300	396	59	5,474
UnitedHealthcare Community	1,486	2,439	94		80	836	221	330	60	5,546
<b>Total</b>	<b>6,624</b>	<b>8,022</b>	<b>367</b>	<b>2</b>	<b>339</b>	<b>2,890</b>	<b>1,006</b>	<b>1,345</b>	<b>236</b>	<b>20,831</b>

Description: This report shows new enrollments and transfers for the reporting month. Members who transfer plan during the reporting month will only be counted once for the month, regardless of how many times the member transfers during the month. Members who will be disenrolled at the end of the reporting month are not included in this report. Enrollees who gain and lose eligibility during the reporting month are not included. J/K linkages are excluded. Open enrollment transactions are also excluded.

Note: Percentages are rounded to the nearest whole number.