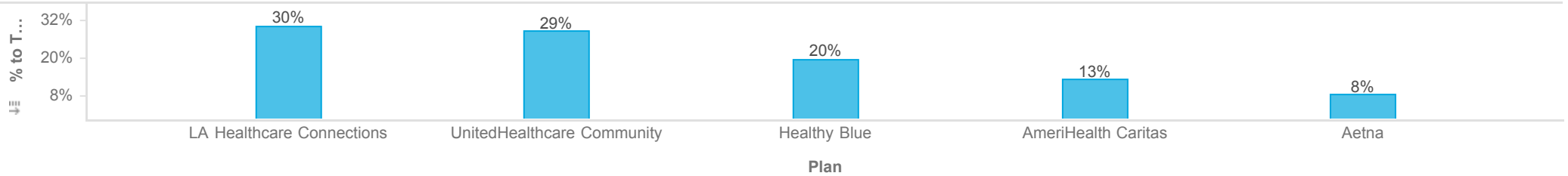




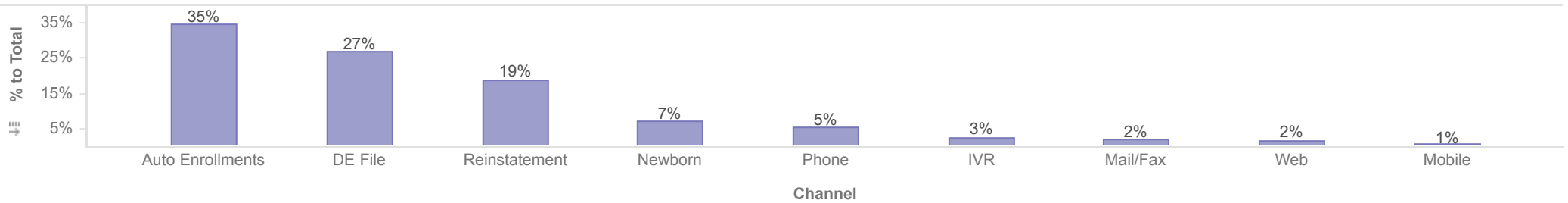
**Healthy Louisiana
Enrollments by Health Plan and Source
Reporting Month: January 2021
Effective Month: February 2021**



Enrollments by Plan



Enrollments by Source



Metrics	Member Count									
	Auto Enrollments	DE File	IVR	Mail/Fax	Mobile	Newborn	Phone	Reinstatement	Web	Total
Aetna	62,630	41,443	2,639	2,175	896	7,175	4,006	19,744	2,439	143,147
AmeriHealth Caritas	89,994	41,961	5,665	4,823	1,017	18,727	12,919	42,212	2,946	220,264
Healthy Blue	96,503	101,044	10,392	8,992	3,158	25,677	22,568	54,411	7,984	330,729
LA Healthcare Connections	175,776	122,129	14,297	10,295	3,205	41,496	31,934	104,961	9,000	513,093
UnitedHealthcare Community	163,380	149,474	11,923	7,438	2,144	33,411	19,546	94,906	5,732	487,954
Total	588,283	456,051	44,916	33,723	10,420	126,486	90,973	316,234	28,101	1,695,187

Description: This report shows all active members in Healthy Louisiana as of the effective date above. Members who will be disenrolled at the end of the reporting month are not included. Enrollees who gain and lose eligibility during the reporting month are not included. J/K linkages are excluded.

Note: Percentages are rounded to the nearest whole number.

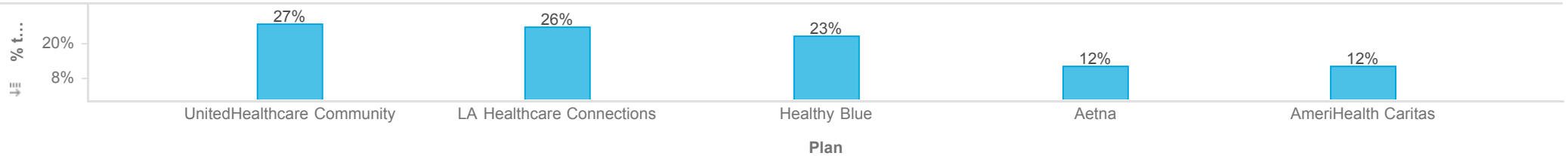
FILTERS (2) | Cancellations Flag 1 (Include) Disenrollment at Month En... (Include)



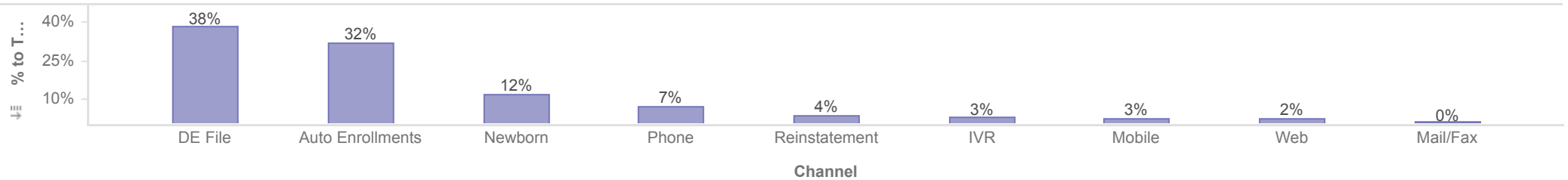
Healthy Louisiana
Enrollments by Health Plan and Source
 Reporting Month: January 2021
 Effective Month: February 2021



Enrollments by Plan



Enrollments by Source



Metrics	Member Count									
	Auto Enrollments	DE File	IVR	Mail/Fax	Mobile	Newborn	Phone	Reinstatement	Web	Total
Aetna	1,348	1,076	56	1	81	202	151	148	84	3,147
AmeriHealth Caritas	1,437	837	55	1	70	393	165	120	41	3,119
Healthy Blue	1,644	2,411	148	9	154	640	525	200	154	5,885
LA Healthcare Connections	1,858	2,434	254	1	210	943	569	254	135	6,658
UnitedHealthcare Community	1,877	3,026	205	1	158	892	449	213	134	6,955
Total	8,164	9,784	718	13	673	3,070	1,859	935	548	25,764

Description: This report shows new enrollments and transfers for the reporting month. Members who transfer plan during the reporting month will only be counted once for the month, regardless of how many times the member transfers during the month. Members who will be disenrolled at the end of the reporting month are not included in this report. Enrollees who gain and lose eligibility during the reporting month are not included. J/K linkages are excluded. Open enrollment transactions are also excluded.

Note: Percentages are rounded to the nearest whole number.