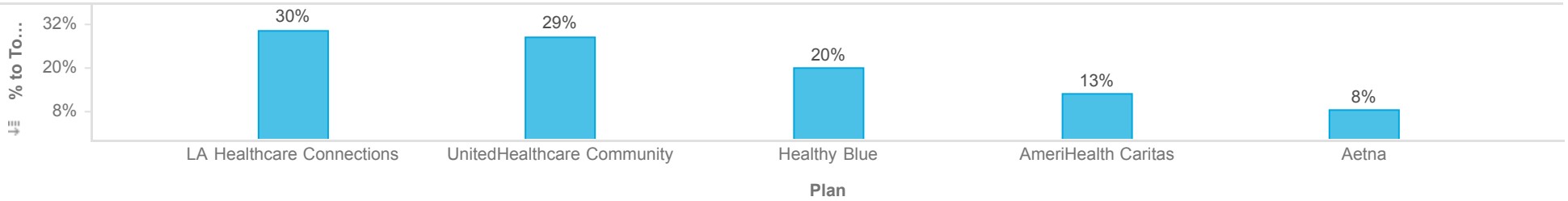




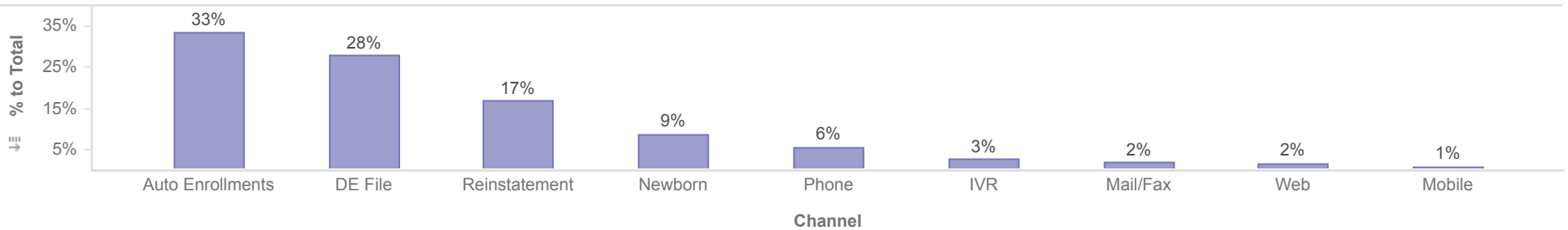
**Healthy Louisiana**  
**Enrollments by Health Plan and Source**  
**Reporting Month: February 2022**  
**Effective Month: March 2022**



**Enrollments by Plan**



**Enrollments by Source**



Metrics	Member Count									
	Auto Enrollments	DE File	IVR	Mail/Fax	Mobile	Newborn	Phone	Reinstatement	Web	Total
Aetna	64,854	46,155	2,792	2,135	1,310	9,229	4,563	18,494	2,583	152,115
AmeriHealth Caritas	91,909	45,486	5,664	4,573	1,349	22,396	13,013	40,440	3,036	227,866
Healthy Blue	100,103	114,587	11,035	8,920	4,735	32,195	25,049	52,536	9,000	358,160
LA Healthcare Connections	177,651	134,755	15,177	10,648	4,519	51,612	35,260	102,074	9,974	541,670
UnitedHealthcare Community	164,768	162,199	12,620	7,356	3,099	42,448	21,650	91,274	6,455	511,869
<b>Total</b>	<b>599,285</b>	<b>503,182</b>	<b>47,288</b>	<b>33,632</b>	<b>15,012</b>	<b>157,880</b>	<b>99,535</b>	<b>304,818</b>	<b>31,048</b>	<b>1,791,680</b>

Description: This report shows all active members in Healthy Louisiana as of the effective date above. Members who will be disenrolled at the end of the reporting month are not included. Enrollees who gain and lose eligibility during the reporting month are not included. J/K linkages are excluded.

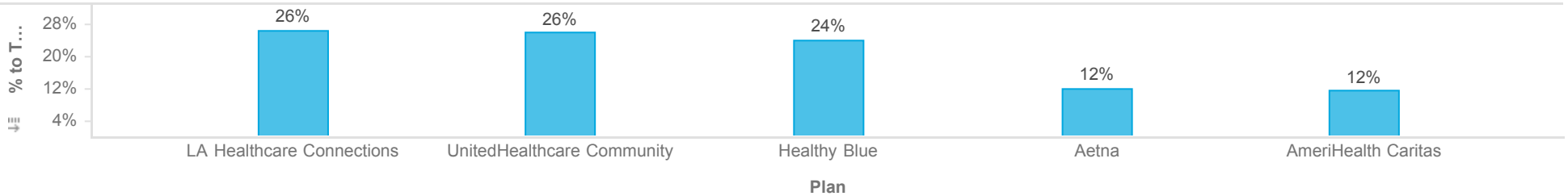
Note: Percentages are rounded to the nearest whole number.



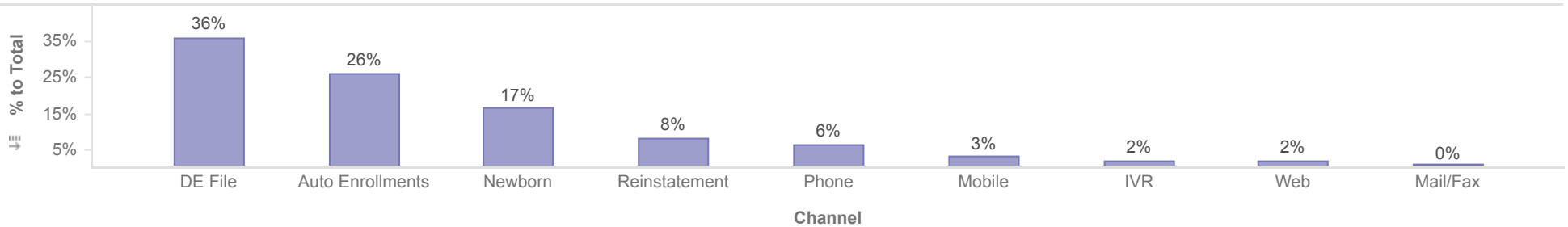
**Healthy Louisiana**  
**Enrollments by Health Plan and Source**  
**Reporting Month: February 2022**  
**Effective Month: March 2022**



**Enrollments by Plan**



**Enrollments by Source**



Metrics										Member Count	
	Auto Enrollments	DE File	IVR	Mail/Fax	Mobile	Newborn	Phone	Reinstatement	Web	Total	
Aetna	697	683	24		83	214	114	178	46	2,039	
AmeriHealth Caritas	788	480	29		36	339	84	185	25	1,966	
Healthy Blue	891	1,641	89	1	162	606	287	312	95	4,084	
LA Healthcare Connections	1,036	1,569	94	1	133	824	361	376	99	4,493	
UnitedHealthcare Community	1,009	1,711	95	1	104	852	248	308	62	4,390	
<b>Total</b>	<b>4,421</b>	<b>6,084</b>	<b>331</b>	<b>3</b>	<b>518</b>	<b>2,835</b>	<b>1,094</b>	<b>1,359</b>	<b>327</b>	<b>16,972</b>	

Description: This report shows new enrollments and transfers for the reporting month. Members who transfer plan during the reporting month will only be counted once for the month, regardless of how many times the member transfers during the month. Members who will be disenrolled at the end of the reporting month are not included in this report. Enrollees who gain and lose eligibility during the reporting month are not included. J/K linkages are excluded. Open enrollment transactions are also excluded.

Note: Percentages are rounded to the nearest whole number.