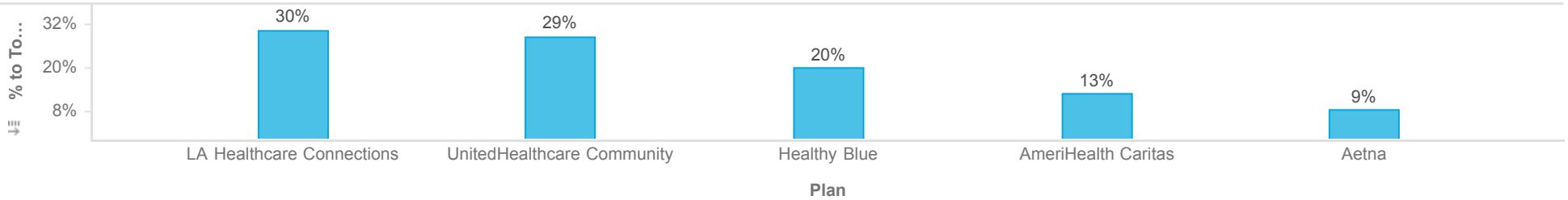




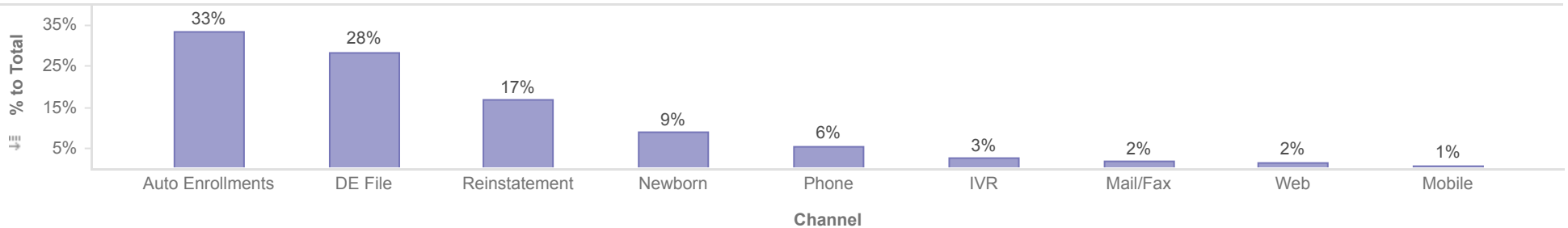
**Healthy Louisiana
Enrollments by Health Plan and Source
Reporting Month: March 2022
Effective Month: April 2022**



Enrollments by Plan



Enrollments by Source



Metrics	Member Count									
	Auto Enrollments	DE File	IVR	Mail/Fax	Mobile	Newborn	Phone	Reinstatement	Web	Total
Aetna	65,115	46,556	2,793	2,118	1,327	9,389	4,587	18,498	2,575	152,958
AmeriHealth Caritas	91,983	45,718	5,658	4,549	1,375	22,690	12,994	40,475	3,031	228,473
Healthy Blue	100,318	115,572	11,066	8,884	4,854	32,775	25,191	52,588	9,043	360,291
LA Healthcare Connections	177,766	135,662	15,181	10,598	4,598	52,484	35,466	102,109	10,012	543,876
UnitedHealthcare Community	164,905	163,227	12,645	7,318	3,155	43,152	21,744	91,188	6,514	513,848
Total	600,087	506,735	47,343	33,467	15,309	160,490	99,982	304,858	31,175	1,799,446

Description: This report shows all active members in Healthy Louisiana as of the effective date above. Members who will be disenrolled at the end of the reporting month are not included. Enrollees who gain and lose eligibility during the reporting month are not included. J/K linkages are excluded.

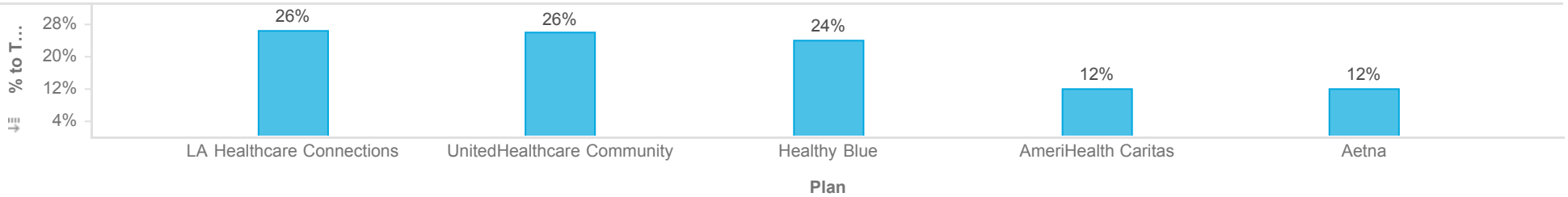
Note: Percentages are rounded to the nearest whole number.



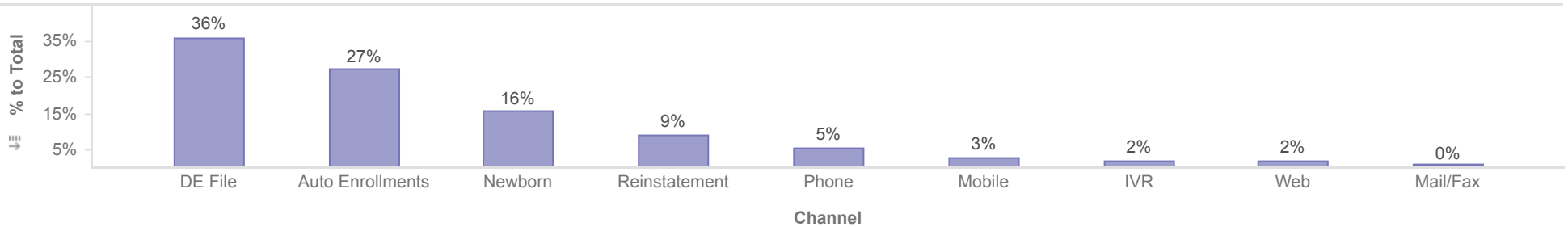
Healthy Louisiana
Enrollments by Health Plan and Source
Reporting Month: March 2022
Effective Month: April 2022



Enrollments by Plan



Enrollments by Source



Metrics										Member Count	
	Auto Enrollments	DE File	IVR	Mail/Fax	Mobile	Newborn	Phone	Reinstatement	Web	Total	
Aetna	870	762	31		41	194	72	200	28	2,198	
AmeriHealth Caritas	860	575	28		51	345	66	254	20	2,199	
Healthy Blue	1,073	1,720	97		168	652	290	384	104	4,488	
LA Healthcare Connections	1,172	1,633	93	1	138	929	384	452	78	4,880	
UnitedHealthcare Community	1,084	2,028	98	1	95	839	209	365	88	4,807	
Total	5,059	6,718	347	2	493	2,959	1,021	1,655	318	18,572	

Description: This report shows new enrollments and transfers for the reporting month. Members who transfer plan during the reporting month will only be counted once for the month, regardless of how many times the member transfers during the month. Members who will be disenrolled at the end of the reporting month are not included in this report. Enrollees who gain and lose eligibility during the reporting month are not included. J/K linkages are excluded. Open enrollment transactions are also excluded.

Note: Percentages are rounded to the nearest whole number.