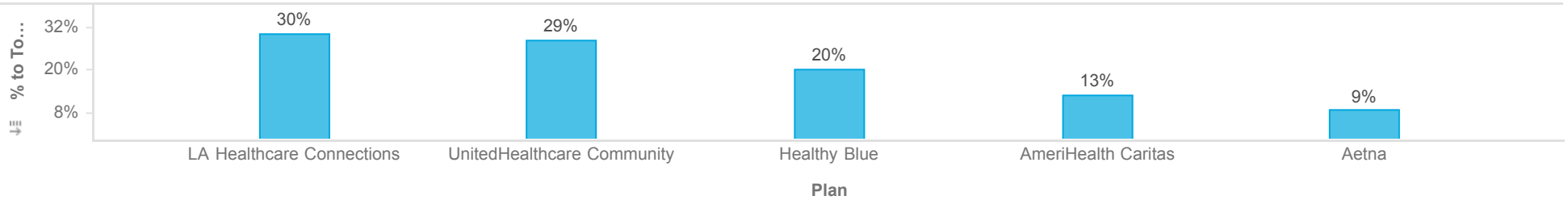




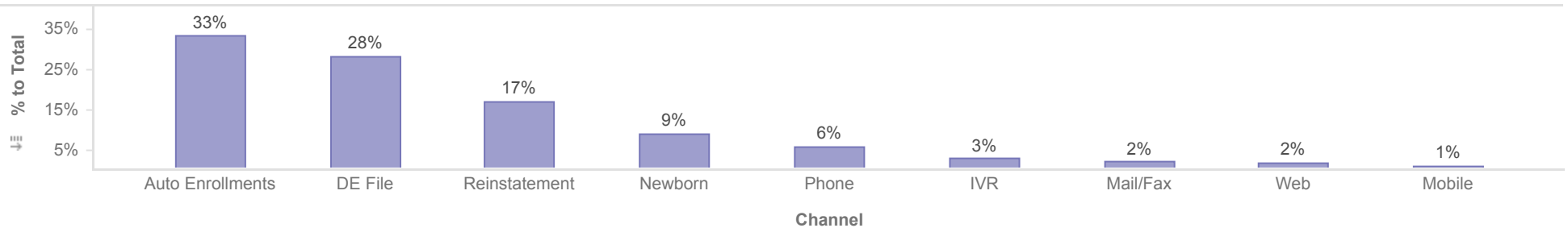
**Healthy Louisiana**  
**Enrollments by Health Plan and Source**  
 Reporting Month: April 2022  
 Effective Month: May 2022



**Enrollments by Plan**



**Enrollments by Source**



Plan	Member Count									Total
	Auto Enrollments	DE File	IVR	Mail/Fax	Mobile	Newborn	Phone	Reinstatement	Web	
Aetna	65,386	46,930	2,812	2,113	1,341	9,485	4,639	18,457	2,593	153,756
AmeriHealth Caritas	92,264	45,827	5,657	4,520	1,398	22,889	12,964	40,406	3,036	228,961
Healthy Blue	100,724	116,363	11,102	8,848	4,909	33,173	25,307	52,531	9,066	362,023
LA Healthcare Connections	178,164	136,337	15,191	10,554	4,681	53,025	35,631	102,010	10,051	545,644
UnitedHealthcare Community	165,263	163,807	12,624	7,271	3,205	43,712	21,799	91,034	6,534	515,249
<b>Total</b>	<b>601,801</b>	<b>509,264</b>	<b>47,386</b>	<b>33,306</b>	<b>15,534</b>	<b>162,284</b>	<b>100,340</b>	<b>304,438</b>	<b>31,280</b>	<b>1,805,633</b>

Description: This report shows all active members in Healthy Louisiana as of the effective date above. Members who will be disenrolled at the end of the reporting month are not included. Enrollees who gain and lose eligibility during the reporting month are not included. J/K linkages are excluded.

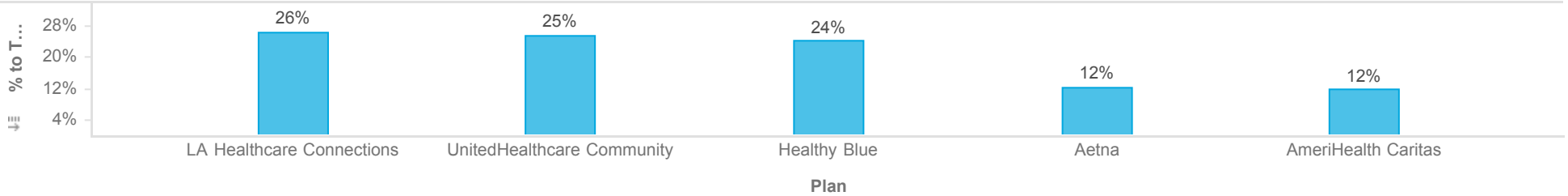
Note: Percentages are rounded to the nearest whole number.



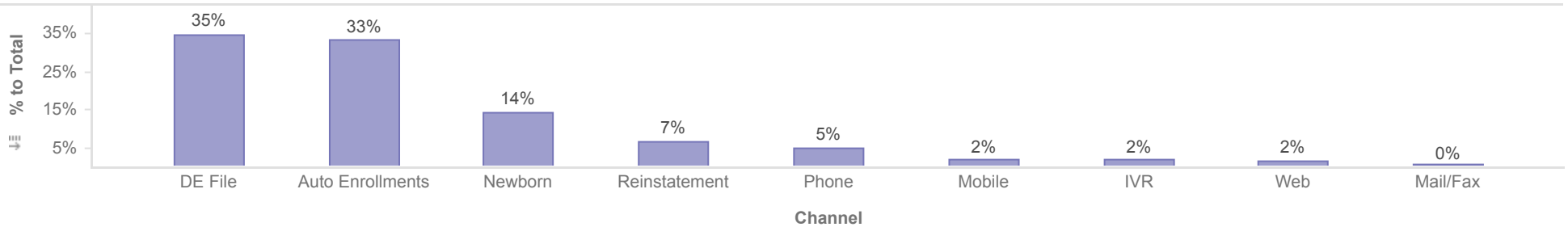
**Healthy Louisiana**  
**Enrollments by Health Plan and Source**  
 Reporting Month: April 2022  
 Effective Month: May 2022



**Enrollments by Plan**



**Enrollments by Source**



Plan	Member Count									Total
	Auto Enrollments	DE File	IVR	Mail/Fax	Mobile	Newborn	Phone	Reinstatement	Web	
Aetna	953	793	47		42	171	89	125	42	2,262
AmeriHealth Caritas	1,043	477	35		40	319	46	177	16	2,153
Healthy Blue	1,273	1,757	113	1	102	559	261	262	89	4,417
LA Healthcare Connections	1,418	1,581	107	1	125	807	334	355	78	4,806
UnitedHealthcare Community	1,430	1,743	87	1	87	783	186	287	61	4,665
<b>Total</b>	<b>6,117</b>	<b>6,351</b>	<b>389</b>	<b>3</b>	<b>396</b>	<b>2,639</b>	<b>916</b>	<b>1,206</b>	<b>286</b>	<b>18,303</b>

Description: This report shows new enrollments and transfers for the reporting month. Members who transfer plan during the reporting month will only be counted once for the month, regardless of how many times the member transfers during the month. Members who will be disenrolled at the end of the reporting month are not included in this report. Enrollees who gain and lose eligibility during the reporting month are not included. J/K linkages are excluded. Open enrollment transactions are also excluded.

Note: Percentages are rounded to the nearest whole number.