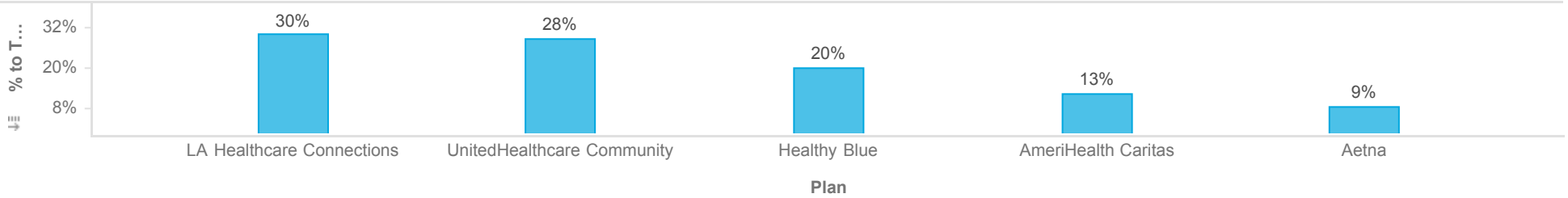




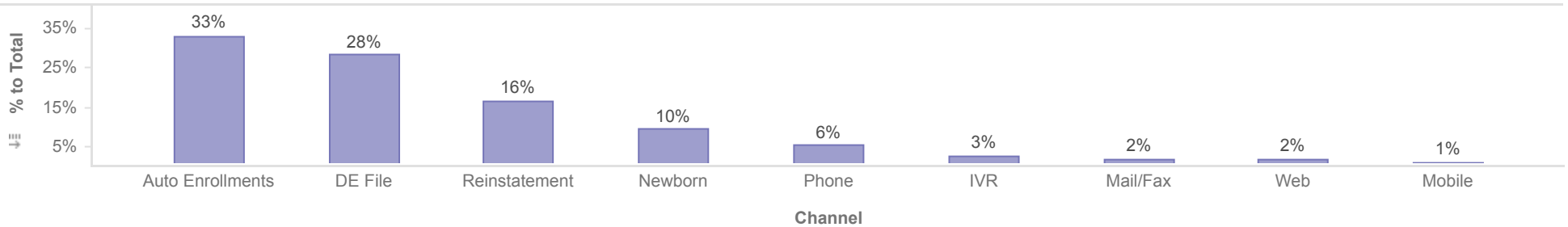
Healthy Louisiana
Enrollments by Health Plan and Source
Reporting Month: October 2022
Effective Month: November 2022



Enrollments by Plan



Enrollments by Source



Plan	Member Count									Total
	Auto Enrollments	DE File	IVR	Mail/Fax	Mobile	Newborn	Phone	Reinstatement	Web	
Aetna	66,866	49,016	2,787	2,032	1,394	10,455	4,810	18,259	2,620	158,239
AmeriHealth Caritas	93,477	46,927	5,570	4,402	1,453	24,587	12,936	40,110	3,008	232,470
Healthy Blue	103,705	120,662	10,959	8,616	5,153	36,276	25,698	52,174	9,098	372,341
LA Healthcare Connections	180,131	140,968	15,083	10,270	4,955	57,598	36,716	101,528	10,034	557,283
UnitedHealthcare Community	167,075	168,074	12,507	7,054	3,345	47,812	22,192	90,132	6,545	524,736
Total	611,254	525,647	46,906	32,374	16,300	176,728	102,352	302,203	31,305	1,845,069

Description: This report shows all active members in Healthy Louisiana as of the effective date above. Members who will be disenrolled at the end of the reporting month are not included. Enrollees who gain and lose eligibility during the reporting month are not included. J/K linkages are excluded.

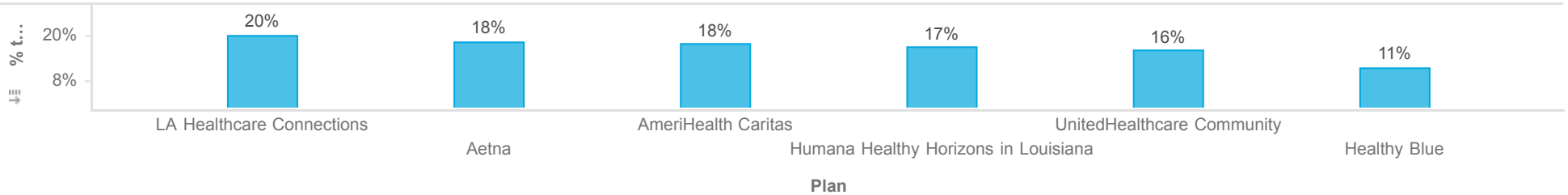
Note: Percentages are rounded to the nearest whole number.



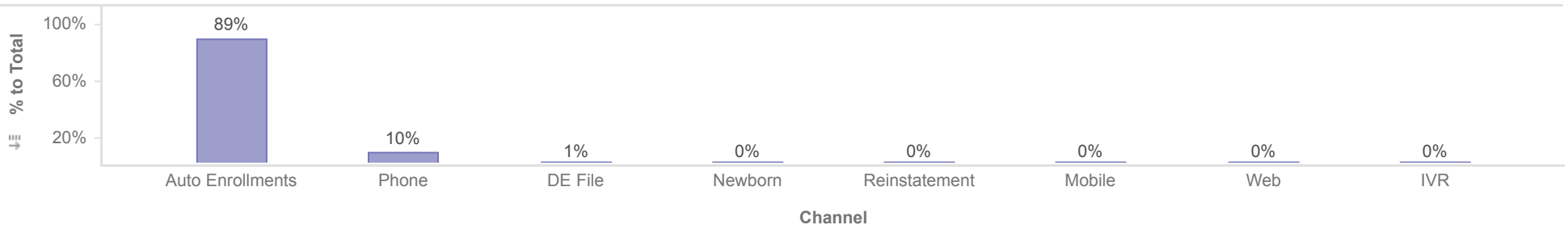
Healthy Louisiana
Enrollments by Health Plan and Source
Reporting Month: October 2022
Effective Month: November 2022



Enrollments by Plan



Enrollments by Source



Plan	Member Count								
	Auto Enrollments	DE File	IVR	Mobile	Newborn	Phone	Reinstatement	Web	Total
Aetna	154,577	726	5	25	190	5,614	165	16	161,318
AmeriHealth Caritas	148,448	459	3	14	324	9,828	168	4	159,248
Healthy Blue	81,302	1,457	24	27	537	16,911	243	16	100,517
Humana Healthy Horizons in Louisiana	149,975								149,975
LA Healthcare Connections	151,265	1,511	22	44	790	24,443	345	26	178,446
UnitedHealthcare Community	110,170	1,751	13	35	689	28,977	308	25	141,968
Total	795,737	5,904	67	145	2,530	85,773	1,229	87	891,472

Description: This report shows new enrollments and transfers for the reporting month. Members who transfer plan during the reporting month will only be counted once for the month, regardless of how many times the member transfers during the month. Members who will be disenrolled at the end of the reporting month are not included in this report. Enrollees who gain and lose eligibility during the reporting month are not included. J/K linkages are excluded. Open enrollment transactions are also excluded.

Note: Percentages are rounded to the nearest whole number.