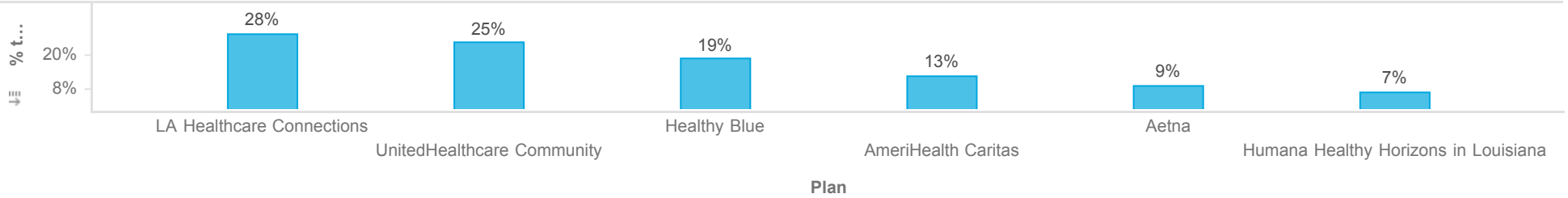




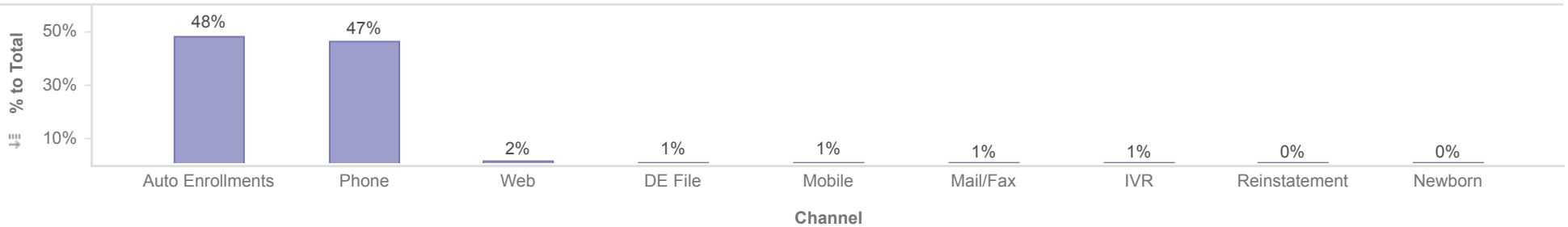
Healthy Louisiana
Enrollments by Health Plan and Source
Reporting Month: January 2023
Effective Month: February 2023



Enrollments by Plan



Enrollments by Source



Plan	Member Count									Total
	Auto Enrollments	DE File	IVR	Mail/Fax	Mobile	Newborn	Phone	Reinstatement	Web	
Aetna	77,144	2,865	1,275	2,241	2,915	10	79,235	281	4,428	170,394
AmeriHealth Caritas	129,752	1,485	474	391	994	36	104,172	337	1,060	238,701
Healthy Blue	154,241	5,285	1,732	2,013	4,233	34	176,050	420	5,808	349,816
Humana Healthy Horizons in Louisiana	128,927	216	448	828	838		1,123	33	1,245	133,658
LA Healthcare Connections	218,642	4,936	3,660	2,742	4,623	57	264,345	469	16,201	515,675
UnitedHealthcare Community	198,098	6,027	2,307	1,965	3,600	44	247,025	432	4,684	464,182
Total	906,804	20,814	9,896	10,180	17,203	181	871,950	1,972	33,426	1,872,426

Description: This report shows all active members in Healthy Louisiana as of the effective date above. Members who will be disenrolled at the end of the reporting month are not included. Enrollees who gain and lose eligibility during the reporting month are not included. J/K linkages are excluded.

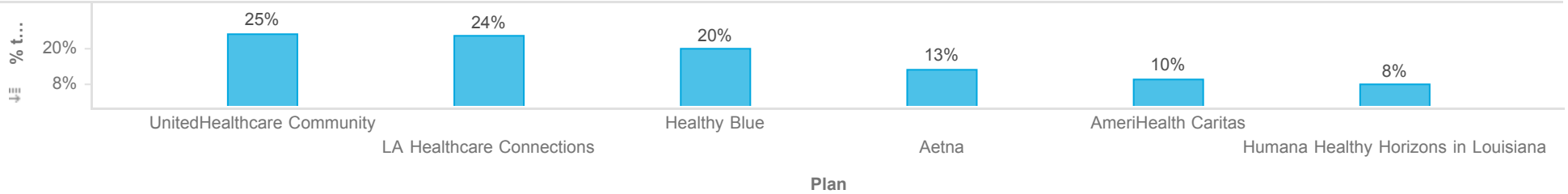
Note: Percentages are rounded to the nearest whole number.



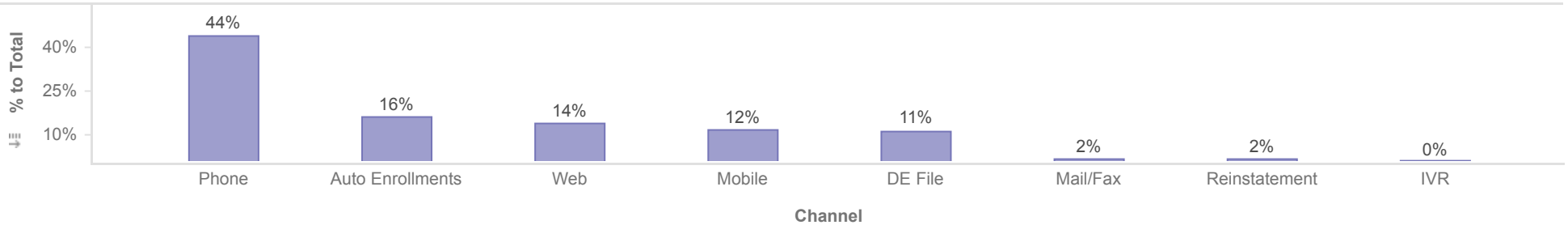
Healthy Louisiana
Enrollments by Health Plan and Source
Reporting Month: January 2023
Effective Month: February 2023



Enrollments by Plan



Enrollments by Source



Plan	Member Count								Total
	Auto Enrollments	DE File	IVR	Mail/Fax	Mobile	Phone	Reinstatement	Web	
Aetna	711	951	2	276	1,180	2,666	142	1,368	7,296
AmeriHealth Caritas	2,040	418		55	445	1,939	167	428	5,492
Healthy Blue	993	1,633		241	1,800	4,878	164	1,865	11,574
Humana Healthy Horizons in Louisiana	2,972	176		81	398	639	31	435	4,732
LA Healthcare Connections	1,301	1,415		261	1,486	6,836	182	2,519	14,000
UnitedHealthcare Community	1,095	1,702	1	188	1,399	8,344	180	1,445	14,354
Total	9,112	6,295	3	1,102	6,708	25,302	866	8,060	57,448

Description: This report shows new enrollments and transfers for the reporting month. Members who transfer plan during the reporting month will only be counted once for the month, regardless of how many times the member transfers during the month. Members who will be disenrolled at the end of the reporting month are not included in this report. Enrollees who gain and lose eligibility during the reporting month are not included. J/K linkages are excluded. Open enrollment transactions are also excluded.

Note: Percentages are rounded to the nearest whole number.