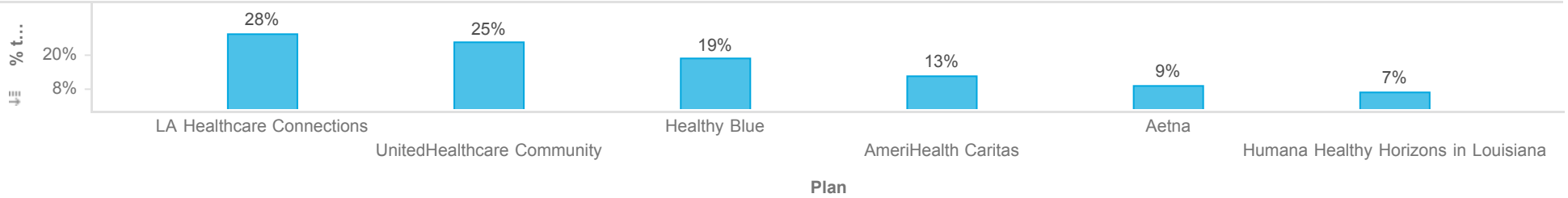




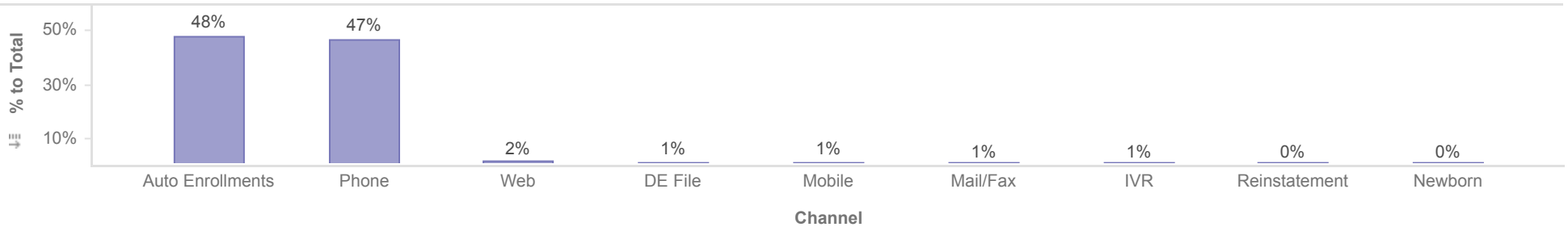
Healthy Louisiana
Enrollments by Health Plan and Source
Reporting Month: February 2023
Effective Month: March 2023



Enrollments by Plan



Enrollments by Source



Plan	Member Count									Total
	Auto Enrollments	DE File	IVR	Mail/Fax	Mobile	Newborn	Phone	Reinstatement	Web	
Aetna	76,328	3,682	1,242	2,223	3,424	10	80,200	385	5,023	172,517
AmeriHealth Caritas	127,204	1,840	455	395	1,149	36	103,394	492	1,241	236,206
Healthy Blue	152,383	6,532	1,713	2,042	4,946	34	176,556	616	6,399	351,221
Humana Healthy Horizons in Louisiana	127,222	435	423	824	1,017		1,434	70	1,328	132,753
LA Healthcare Connections	217,055	5,982	3,637	2,773	5,338	57	266,113	693	17,090	518,738
UnitedHealthcare Community	195,916	7,227	2,283	1,968	4,214	43	247,963	633	5,176	465,423
Total	896,108	25,698	9,753	10,225	20,088	180	875,660	2,889	36,257	1,876,858

Description: This report shows all active members in Healthy Louisiana as of the effective date above. Members who will be disenrolled at the end of the reporting month are not included. Enrollees who gain and lose eligibility during the reporting month are not included. J/K linkages are excluded.

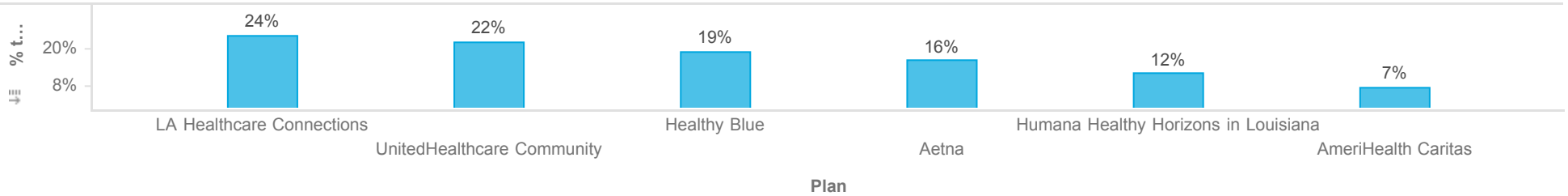
Note: Percentages are rounded to the nearest whole number.



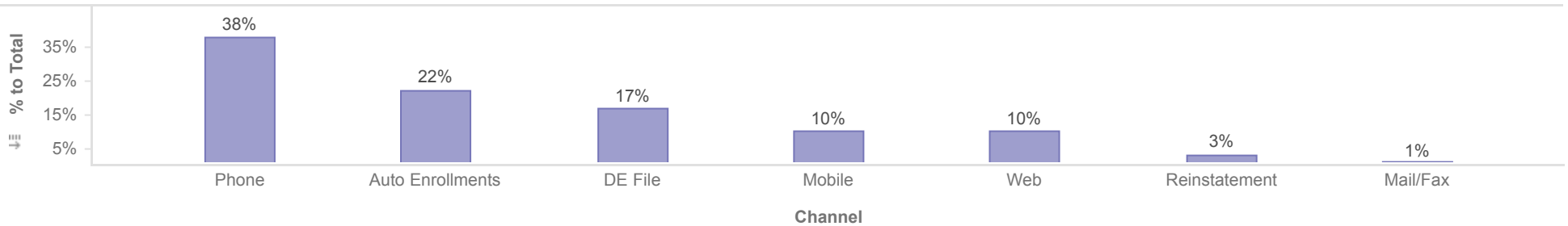
Healthy Louisiana
Enrollments by Health Plan and Source
Reporting Month: February 2023
Effective Month: March 2023



Enrollments by Plan



Enrollments by Source



Plan	Enrollment Source							Member Count	
	Auto Enrollments	DE File	Mail/Fax	Mobile	Phone	Reinstatement	Web	Total	
Aetna	1,051	855	41	659	1,900	126	735	5,367	
AmeriHealth Caritas	511	412	12	206	877	176	217	2,411	
Healthy Blue	922	1,360	48	819	2,277	220	688	6,334	
Humana Healthy Horizons in Louisiana	2,878	239	9	233	375	39	152	3,925	
LA Healthcare Connections	1,092	1,229	39	808	3,599	249	995	8,011	
UnitedHealthcare Community	864	1,422	31	678	3,506	211	577	7,289	
Total	7,318	5,517	180	3,403	12,534	1,021	3,364	33,337	

Description: This report shows new enrollments and transfers for the reporting month. Members who transfer plan during the reporting month will only be counted once for the month, regardless of how many times the member transfers during the month. Members who will be disenrolled at the end of the reporting month are not included in this report. Enrollees who gain and lose eligibility during the reporting month are not included. J/K linkages are excluded. Open enrollment transactions are also excluded.

Note: Percentages are rounded to the nearest whole number.